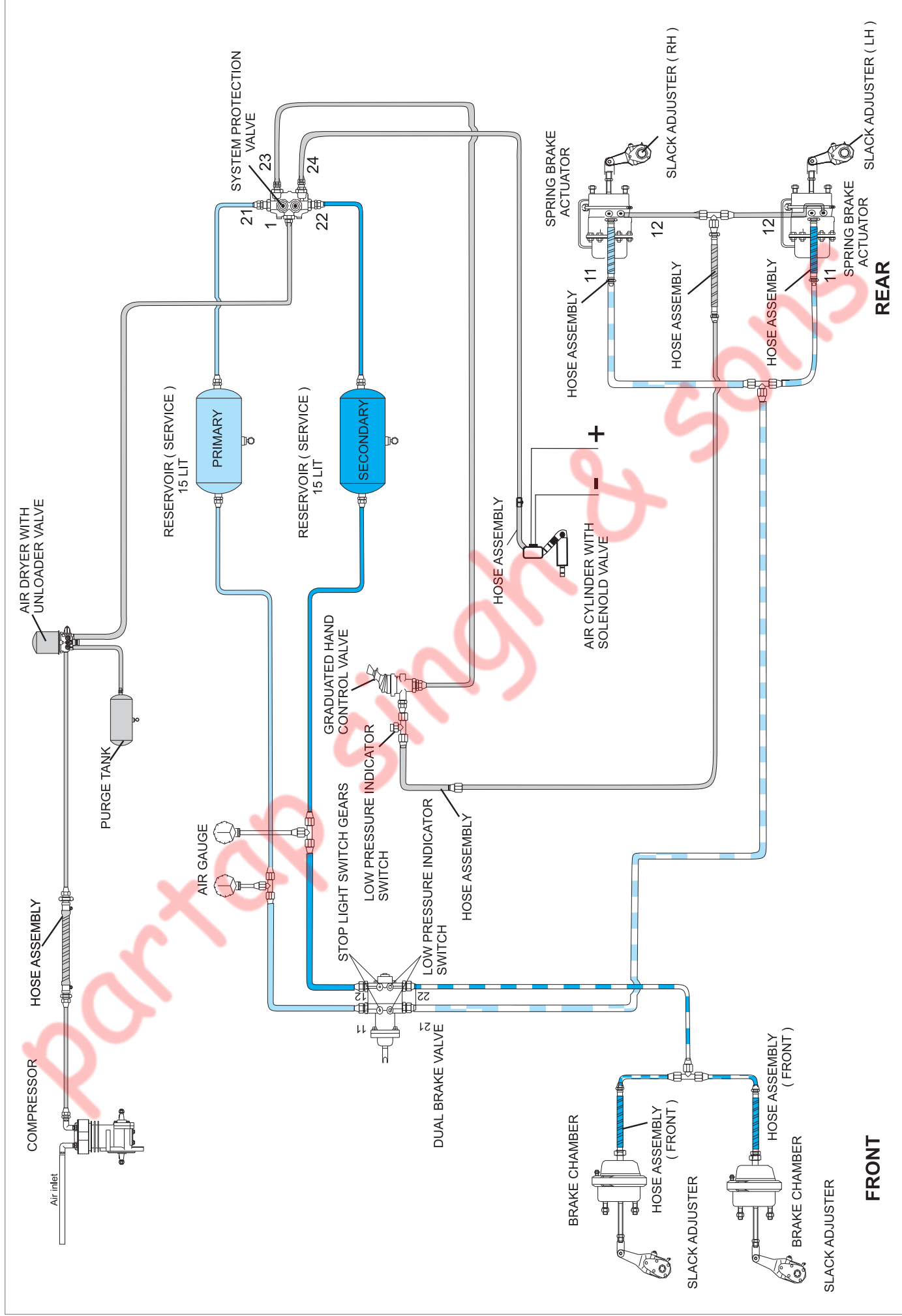


SCHEMATIC BRAKE SYSTEM LAYOUT



160CC AIR COMPRESSOR - AL




Part No	100100750	100100893	100100840	9129700490	100101020
Fig	a	b	c	d	e
Model	AL Hino	AL Ecomet	AL Boss	AL	AL 2516 BSII
Capacity	160cc	160cc	160cc	160cc	160cc
cooling	air	water	water	air	water
Head Assy	350023005	350023027	350023027	100111720	9129058002
Major kit	300001149	300001193	300001499	300001469	300001300
Minor Kit	300001148	300001185	300001498		300001304
Reed valve assy	100110960	100111160	100111160	100111600	100111790
Reed valve kit	300001208	300001210	300001210		300001302
Rings std Size	300001509	300001195	300001509	300001487	300001487
Rings 1st Over Size	300001510	300001200	300001510	300001227	300001227
Rings 2nd Over Size	300001511	300001201	300001511	300001228	300001228
Piston (Std) Size	350024099	300001194	350024099	300001223	300001223
Piston 1st oversize	NA	300001198	NA	300001224	300001224
Piston 2nd oversize	NA	300001199	NA	300001225	300001225
Crank case kit	350023012	350023023	350023012		350023014
con rod	100110990	100111360	100110990		100135881
crank shaft	100133661	100134432	100133661		100135841

160CC AIR COMPRESSOR - EICHER




Part No	100101030	100100873	9129700750	9129700140	100100872	9129700130	9129700630	9129700780 9129700360 9129700760	9129700740	9129700730
Fig	a	b	c	d	e	d	d	c	f	g
Type	160cc	160cc	160cc	160cc	160cc	160cc	160cc	160cc	160cc	160cc
cooling	water	water	water	water	water	water	Water	water	air	water
Head Assy	9129058002	350023027	9129700912	9129058002	350023027	9129700012	9129058002	9129700912	9129709292 (23/9)	9129709372
Major kit	300001389	300001193	9129700922	300001496	300001193	300001454	9129709012	9129700902		9129709302
Minor Kit	300001396	300001185		300001497	300001185	300001493	9129709002		9129709282	
Reed valve assy	100111560	100111160	100111560	100111560	100111160	NA	9129709012	9129700902		100111410
Reed valve kit	300001397	300001210			300001210	NA		9129700972		
Rings std Size	300001487	300001509	300001487	300001487	300001195	300001487	300001487	300001487	300001487	300001487
Rings 1st Over Size	300001488	300001510	300001227	300001227	300001200	300001227	300001227	300001227	300001227	300001227
Rings 2nd Over Size	300001489	300001511	300001228	300001228	300001201	300001228	300001228	300001228	300001228	300001228
Piston (Std) Size	300001390	350024099	300001223	300001223	300001194	300001303	9129709022	9129700892	300001223	300001223
Piston 1st oversize	300001391	NA	300001224	300001224	300001198	NA			300001224	300001224
Piston 2nd oversize	300001392	NA	300001225	300001225	300001199	NA			300001225	300001225
Crank case kit	350023020	350023023	9129700942		350023023	100137752				
con rod	100135881	100111360			100111360	9129707314				
crank shaft	100135841	100134432			100134432	9129706974				

160CC AIR COMPRESSOR - TATA MOTORS



Part No	100101221 100101220	100100961/62 100100960 100100963	100101670	9129700040	100101360	100101270
Fig	a	b	c	d	e	f
cooling	air	air	air	water	water	water
Head Assy	100111720/721	350023003 - Top Port 350023004 - Side Port 350023008 - nipple	100111720	9129058002	9129058002	9129058002
Major kit	300001469	300001216	300001469		300001472	300001468
Minor Kit	300001366	300001215	300001366		300001481	300001478
Reed valve assy	100111600	350023009	100111600	100111560	100111560	100110960
Reed valve kit	300001445	300001229			300001421	300001372
Rings std Size	300001487	300001487	300001487	300001487	300001393	300001487
Rings 1st Over Size	300001488	300001227		300001227	300001394	300001427
Rings 2nd Over Size	300001489	300001228		300001228	300001395	300001428
Piston (Std) Size	300001223	300001223	300001417	300001223	300001390	300001303
Crank case kit	350023017	350023013	350023019	350023017	350023020	350023014
con rod	100135581	100110100				100135881
crank shaft	100135561	100130951				100135841

160CC COMPRESSOR - MAHINDRA & OTHERS



Part No	9129700070	9129700710	100101230	9129700120 / 101480	100100920
Fig	d	a	c	b	e
Model	M&M	M&M	M&M	Off highway	Industrial
Type	160cc	160cc	160cc	160cc	160cc
cooling	water	air	air	air	air
Head Assy	9129058002	350023004	350023004	350023003	350023005
Major kit	300001490		300001216		300001197
Minor Kit	300001489		300001215	300001215	300001196
Reed valve assy	NA		100111410	100111410	100110960
Reed valve kit	NA		300001229		
Rings std Size	300001487	300001487	300001487	300001487	300001195
Rings 1st Over Size	300001227	300001227	300001227	300001227	
Rings 2nd Over Size	300001228	300001228	300001228	300001228	
Piston (Std) Size	300001223		300001223	300001223	
Piston 1st oversize	300001224		300001224	300001224	
Piston 2nd oversize	300001225		300001225	300001225	
Crank case kit	350023020			350023021	
con rod	100135881		100110100		
crank shaft	100135841		100130951		

230CC COMPRESSOR - AL




a



b

Part No	100100970	100101080	100101590	9129700610
Fig	a	b	b	b
Model	ASHOK LEYLAND	ASHOK LEYLAND	ASHOK LEYLAND	ASHOK LEYLAND
Type	230cc	230cc	230cc	230cc
cooling	Air	water	water	water
Head Assy	9129709342	9129709332	9129709332	9129709332
Major kit	300001306	300001475	300001361	300001361
Minor Kit	300001305	300001486	300001486	300001486
Reed valve assy	100111230	912979322	912979322	912979322
Reed valve kit		300001446	300001446	300001446
Rings std Size	300001509	300001509	300001509	300001509
Rings 1st Over Size	300001510	300001510	300001510	300001510
Rings 2nd Over Size	300001511	300001511	300001511	300001511
Piston (Std) Size	350024099	350024099	350024099	350024099
Piston 1st oversize	NA	NA	NA	NA
Piston 2nd oversize	NA	NA	NA	NA
Crank case kit				
con rod				
crank shaft				

230CC COMPRESSOR - TATA MOTORS




Part No	9129700180 - Side Port 9129700170 - Top Port 9129700390 - Side port	9129700020	9129700090	9129700060	100101170
Fig	a	a	b	c	d
Head Assy	9129709382 - Side Port 9129709332 - Top Port	9129709332	350023051	350023051	100112000
Major kit	300001477	9129700762	300001345	300001505	300001310
Minor Kit	300001486		300001503	300001503	300001485
Reed valve assy	9129709322	9129709322			9129709322
Reed valve kit	300001446	300001446			
Rings std Size	300001509	300001509	300001509		300001509
Rings 1st Over Size	300001510	300001510	300001510		300001510
Rings 2nd Over Size	300001511	300001511	300001511		300001511
Piston (Std) Size	350024099	350024099	350024099		350024099
Crank case kit	350023016	350023016	350023016		
con rod					
crank shaft					

230CC AIR COMPRESSOR



Part No	9129700560	100101600	9129700650
Fig	a	b	c
Model	Daimler - 1214 (LCV)	MNAL	230cc MTBL Compressor
Type	230cc	230cc	230cc
cooling	water	water	water
Head Assy	350023051	9129709382	9129638002
Major kit	300001403		9129700752
Minor Kit			
Reed valve assy			
Reed valve kit			
Rings std Size	300001404	300001509	300001509
Rings 1st Over Size		300001510	300001510
Rings 2nd Over Size		300001511	300001511
Piston (Std) Size		350024099	350024099
Crank case kit			
con rod			
crank shaft			

318CC AIR COMPRESSOR - AL



Part No	9121700030	9121700040 - Top port Inlet / delivery	9121700010	9121700050	9121700000
Fig	a	c	b	c	d
Model	Compressor Hino	Compressor Assembly Neptune	One-Cylinder Compressor	Compressor Neptune	Compressor
Type	318cc	318cc	318cc	318cc	318cc
cooling	Water	water	water	Water	water
Head Assy	9121709242	9121709202	9121709242	9121708032	
Major kit	300001538		300001538		
Minor Kit	300001537		300001537		
Reed valve kit			9121709232		
Rings std Size	300001411	300001411	300001411	300001411	300001411
Std piston	300001409	300001409	300001409	300001409	300001409
Rear End cover	9121706004		9121706004		
Piston 2nd oversize					
Crank case kit	9121706914		9121700122	9121700162	
con rod	9120007452		9120007372	9120007452	
crank shaft	9121796904		9121706914	9121796954	


318CC AIR COMPRESSOR ASSY - TATA MOTORS



Part No	9121400130	9121400320	9121790010	9111539380	9111535520	9121400500	9121790040	9121790030	9121790020
Fig	a	b	c	d	e	b	c	c	e
Head Assy	9111558042	9111558042	9121796522	9111539202	9111558042	9121408182	9121799282		9121799272
Major kit	300001408	300001408		9111549292	318cc				
Minor Kit					water				
Reed valve kit									
Rings std Size	300001411	300001411	300001411	300001411		300001411	300001411	300001411	300001411
Std piston	300001409	300001409	300001409	300001409		300001409	300001409	300001409	300001409
Rear End cover		9111556604			9111536074				
Piston 2nd oversize				300001411	300001411				
Crank case kit	9121400192	350023030	9121790112	300001409	300001409	9121400192			
con rod	9111537342	9121407302	9120007452			9121407302			
crank shaft	9111556944	9111556944	9121406934		9111556954	9111556944			

9111535540 and 9111535520 replaced by 9121400580

318CC AIR COMPRESSOR - DAIMLER / M&M





Part No	9121100000	9121100020	9121790000	9111555000	9121600050
Fig	a	b	c	d	e
Model	Daimler - India	Daimler - India	M&M	#N/A	MAN
Type	318cc	318cc	318cc	318cc	318cc
cooling	Water	water	water	Water	water
Head Assy	4111548002	9121109212	9121798002		
Major kit	300001357	9121109222	300001538		
Minor Kit	300001537		300001537		
Reed valve kit					
Rings std	300001411	300001411	300001411	300001411	300001411
Std piston	300001409	300001409	300001409	300001409	300001409
Crank case kit	9121109262		9121790102		
con rod	9120007322		9120007322		
crank shaft	9121706914		9121796904		

9121160020 replaced by 9121600050

393CC AIR COMPRESSOR - ONLY TATA MOTORS






















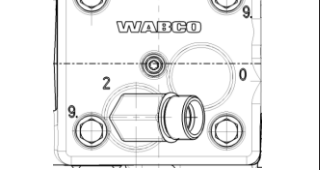

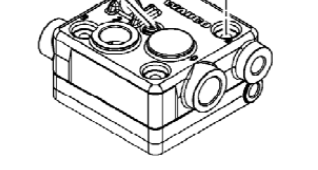
Part No	Part No	Remarks	Cyl Head Assy	Figure
	(Equivalent)			
8840556640	9122400000	Comp Assy - Cowl	9122409222	
8840561220	9122400010	Comp Assy - Cab	9122409242	

Kit part No	Description	Remarks
9122409202	Major Kit	
9122409212	Valve plate Kit	
9122409222	Cyl Head Kit	for 9122400000 only
9122409232	Repair Kit	
9122409242	Cyl Head Kit	for 9122400010 only
9120007362	Conn rod assy	
9122406914	Crank shaft - lapping	
9122408022	Cyl head assy	
9120006232	Piston assy	



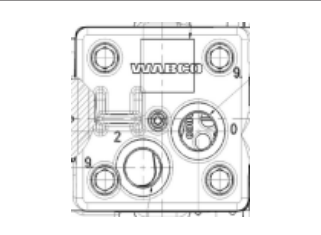


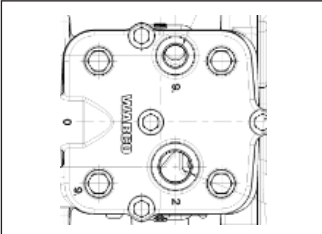










COMPRESSOR HEAD APPLICATION

Part Number	Application
100111500	Tata 690 Engine
100111530	AL, TATA WC head w/o PR
100111570	AL, TATA WC head with PR
100111800	TATA NLC HEAD
100112000	MAN 230cc WC
100111720 / 721	Tata 2518
350023000	Tata 697 Engine
350023001	Tata 497 Engine
350023002	Tata 1210
350023003	TC top port
350023004	TC Side Port
350023005	AL Hino
350023006	AL 400 SERIES ENGINE
350023008	MIK23/3 with nipple
350023027	AL Ecomet, Boss, Mazda, Eicher
350023039	AL, TATA WC head w/o PR
350023042	TATA NLC HEAD
350023048	AL BS4 (M100970)
350023051	Tata 1613 Bs4, Daimler 1214
4111548002	Daimler 1623,2523,3123,3128 & 3723
4127049372	Volvo multi axle
9111539202	Tata 3138 BS3
9111558042	Tata Prima
9121108002	BB HDT COMP HEAD
9121109212	Bharat benz 318 cc
9121408182	Tata 1822 & 1869 BS6
9121708032	AL Neptune Engine
9121709202	AL Neptune Engine (N2825Tipper)
9121709242	AL BS6(1920H, 1920T, 2820H,2820T, U2820T, U2820RMC, U3520T, 3520H, 4220T, 4020TT, 4220H)
9121796522	Tata Signa 2821 K Bs6
9121798002	3118 BSIV
9121799272	MHCV CNG Bus
9121799282	LPO 1618, 1662 Bs6
9122409222	393 cc Cowl Comp Head
9122409242	393 cc Cab comp head
9129058002	AL 2516 bs2
9129638002	M&M ICV 230cc Head
9129700912	Eicher E483/474, Pro2072/Pro2065T/Pro2065D/VE2011/Pro2011T/Pro2065S,
9129708012	DICV 914R, 1214R, 1217C,1217R, 1617R, BUS 914
9129708052	Eicher 20.15LPO, PRO5016 CAB, PRO 5016T, PRO 5016R, PRO5031 CAB, PRO5025 COWL, PRO 5035 TT
9129709292	Eicher
9129709332	AL, TATA WC head w/o PR
9129709342	AL BS4 (M100970)
9129709372	LPT 1918 cowl
9129709382	Tata, Mahindra WC head

COMPRESSOR CYLINDER HEAD'S

<p>100111500</p> 	<p>9129708052</p> 	<p>9121798002</p> 	<p>350023027</p> 
<p>100111720</p> 	<p>350023000 / M111210</p> 	<p>350023001</p> 	<p>350023002</p> 
<p>350023003 (Top port)</p> 	<p>350023004 (Side port)</p> 	<p>350023005</p> 	<p>M111530 / 350023039 / 9129709332 (Top port)</p> 
<p>350023048/9129709342</p> 	<p>9111558042</p> 	<p>4111548002</p> 	<p>9122409242</p> 
<p>9122409222</p> 	<p>9129708012</p> 	<p>9129058002(160cc)</p> 	<p>9121796522</p> 
<p>9111539202</p> 	<p>9121408182</p> 	<p>9121799282</p> 	<p>9121799272</p> 

COMPRESSOR CYLINDER HEAD'S

<p>9121709242</p> 	<p>9121709202</p> 	<p>9121708032</p> 	<p>350023051</p> 
<p>9129709382 (side port)</p> 	<p>9129638002</p> 	<p>100112000</p> 	<p>350023008</p> 
<p>9129700912</p> 	<p>9129709292</p> 	<p>9129709372</p> 	<p>100111570 (with PR)</p> 
<p>350023006</p> 	<p>9121108002 (238CC)</p> 	<p>4127049372</p> 	<p>9121109212</p> 

MODIFIED COMPRESSOR PISTONS

EXISTING



Existing Ring Pack
Piston with Ring Assy no:MSP 1/194

S.No	Part No	Description
1	MSP 1/488 OR MSP 1/195	Piston rings (Std)
2	MSP 1/200	Piston rings (1st O/ Z)
3	MSP 1/201	Piston rings (2nd O/ Z)

NEW

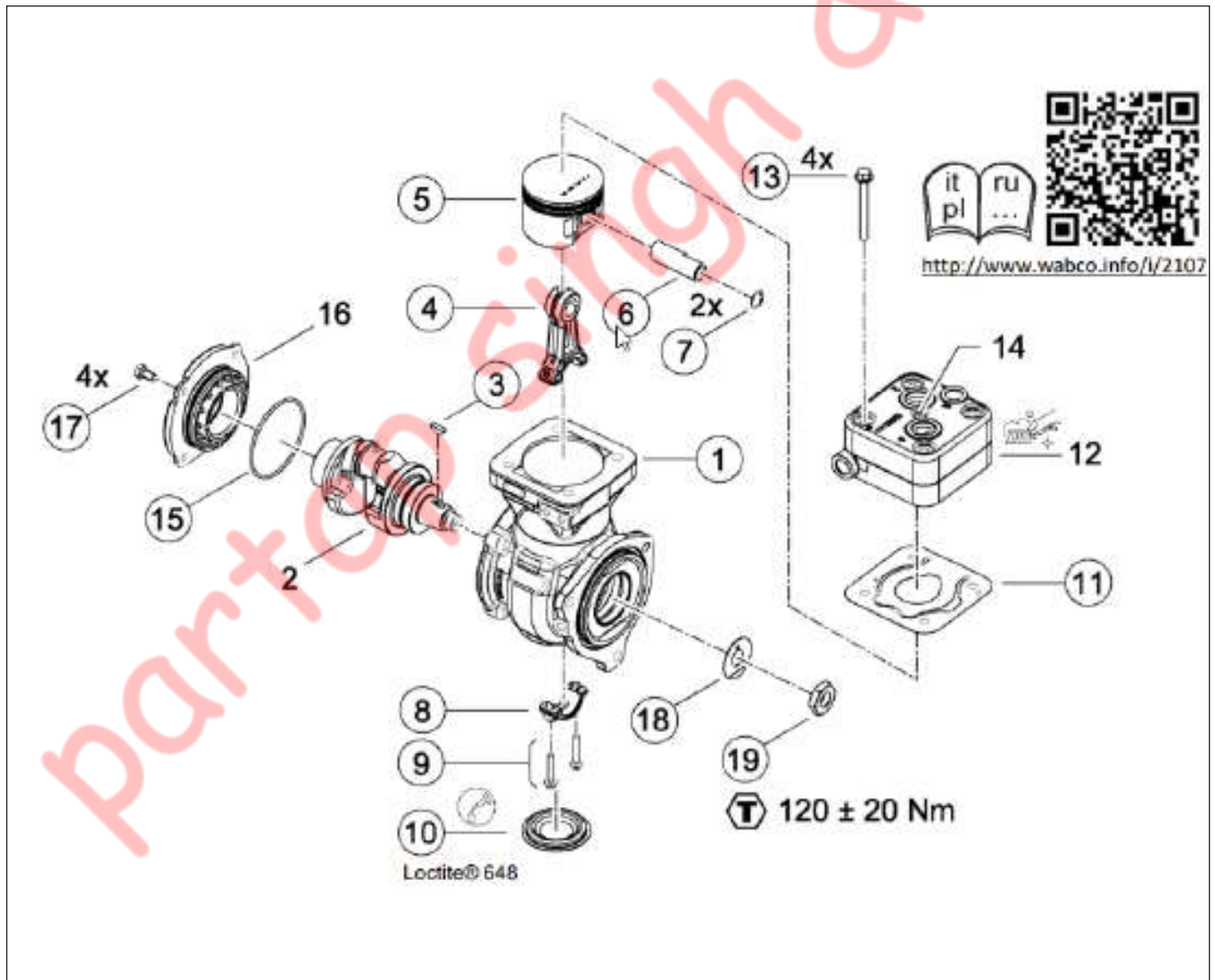


New ring pack
Piston with Ring assy :MIK 24/99

S.No	Part No	Description
1	MSP 1/509	Piston rings (Std)
2	MSP 1/510	Piston rings (1st O/ Z)
3	MSP 1/511	Piston rings (2nd O/ Z)

318CC CYLINDER BLOCK KIT

Assembly Number - 318 cc	Crank Case Assy Part No	Description	MRP	Application
9121400130 9121400180	9121409222	318 cc Crankcase Kit	14696	TATA CUMMINS
9121400060 9111535520 9111535540	9111539472	318 cc Crankcase Kit	14696	TATA CUMMINS
9121790000	9121799292	318 cc Crankcase Kit	14696	M&M
9121100010 9121100000	9121109262	318 cc Crankcase Kit	14696	Bharat Benz
9121400580	9121409232	318 cc Crankcase Kit	14696	TATA CUMMINS
9121700030	9121709262	318 cc Crankcase Kit	14696	Ashok Leyland Hino Engine



AIR DRYER



New Type Non-Return Valve



Global Non-return valve design implemented in all the air dryer Assy. Effective from Jan – 2016

For the New design Non return Valve Use only Major Repair Kit: 300003164

Part Number	Description	Major Kit	Minor Kit
100303470	AIR DRYER	300003075 / 71 /165	300003078
100303472	AIR DRYER	300003075 / 71 /165	300003078
100303510	AIR DRYER	300003075 / 71 /165	300003078
100303512	AIR DRYER	300003075 / 71 /165	300003078
100303517	AIR DRYER	300003075 / 71 /165	300003078
100304730	AIR DRYER	300003075 / 71 /165	300003078
100305870	AIR DRYER Voss	300003165	300003078
100306900	AIR DRYER Voss	300003165	300003078
100306910	AIR DRYER Voss	300003165	300003078
100307110	AIR DRYER Voss	300003165	300003078
100307120	AIR DRYER Voss	300003165	300003078
100307560	AIR DRYER Voss	300003165	300003078
100307610	AIR DRYER Voss	300003165	300003078
100308170	AIR DRYER Voss	300003165	300003078
100308370	AIR DRYER Voss	300003165	300003078
100308500	AIR DRYER Voss	300003165	300003078
100308510	AIR DRYER Voss	300003165	300003078
9324000320	AIR DRYER Voss	300003165	300003078
9324000540	Air Dryer Voss	300003165	300003078
4324200240	AIR DRYER Voss	300003165	300003078
4324200250	AIR DRYER Voss	300003165	300003078
4324200260	AIR DRYER Voss	300003165	300003078

All the Assy Replaced by 100306900 / 100307610

AIR DRYER SERVICEABLE PARTS

Serviceable Spares		
Part number	Description	Figure
100347851	Air Dryer Body - Voss	
100311510	Unloader Plunger Assy	
100311480	Silencer Assy	
350026013	Top Cover Kit	
100334791	Top Cover	
9324009222	Screw with Screw Holder	

DDU ASSY



Sl.No	Part No.	Description	Alternate Part No	Application	Repair Kit	Minor Kit
1	100304112	DDU - Double Bed - Thread	100304112	AL	MSP 3/96 & MSP 3/167	MSP 3/86
2	100304116	DDU - Double Bed - Thread		AL		
3	100304880	DDU - Single Bed - Thread	100304881	TATA 709 /909/1109		
4	100304881	DDU - Single Bed - Thread				
5	100304941	DDU - Single bed - voss - 2hole	100304941	TATA HCV / MAHINDRA	MSP 3/98 & MSP 3/168	
6	100307510	DDU - Single bed - voss - 2hole				
7	100306250	DDU - Single bed - voss - 2hole				
8	100304943	DDU-(VOSS)	No Alternate	TATA HCV		
9	100305201	DDU	100305201	TATA HCV	MSP 3/96 & MSP 3/167	
10	100305552	DDU				
11	100305440	DDU - Single bed - voss - 3hole	9325000790	TATA 709 /909/1109		
12	100305441	DDU - Single bed - voss - 3hole				
13	100305444	DDU - Single bed - voss - 3hole				
14	9325000790	DDU - Single bed - voss - 3hole				
15	100305930	DDU - Double bed - Voss	100305930	AL HCV	MSP 3/98 & MSP 3/168	
16	100306830	DDU - Double bed - Voss				
17	100307140	DDU-(VOSS)		TATA		
18	100307141	DDU-(VOSS)		TATA		
19	4324700290	DDU-(VOSS)		AL		

DDU SERVICEABLE PARTS

Serviceable Spares		
Part number	Description	Figure
100346954	DDU Body - Voss	
100311690	Purge tank with 4 holes (Double bed)	
100312240	Purge tank with 2 holes (Single bed)	
100312100	Silencer Assy	
100311730	Unloader Plunger	
100339471	QSPV Body	
100336950	QSPV Screw	

APDA ASSY

932500000



Part no	Description	Major Kit	Minor Kit	QSPV Valve Kit	Plunger Assy
932500000	APDA with QSPV	300003175 300003128	300003127	300003148	9325008202
932500690	APDA with QSPV				
932500720	APDA with QSPV				
932500830	APDA with QSPV				
9325001160	APDA with QSPV				
9325001290	APDA with QSPV				
9325001320	APDA with QSPV				
9325001900	APDA with QSPV				
9325001880	APDA with QSPV				
9325002060	APDA with QSPV				
9325002540	APDA with QSPV				

9325001960



Part No	Description	Catridge	Repair Kit	Plunger assy
9325001990	APDA with QSPV	300003170	9325009222	9325001782
9325002400	APDA with QSPV			
9325002280	APDA with QSPV			
9325001960	APDA with QSPV			

APDA ASSY




9325001910



Part No	Description	Catridge	Repair Kit	Plunger assy
9325001910	APDA without QSPV	300003170	9325009222	9325001782

ASSY's	WABCO Part No	Service kits	Figure
APDA With QSPV	9325001960 / 1290 / 000	9325009222 - Repair kit	
		9325002262 - Catridge	
		9347149272 - QSPV repair kit	
APDA Without QSPV	9325001910	9325009222 - APU Repair kit	
		9325002262 - catridge	

APDA SERVICEABLE PARTS

Part No	Description	Assy's	Figure
9325008202	APDA Plunger kit	Old Type	
9325001782	APDA Plunger kit	New Type	
300003147	Silencer Kit	All APDA Assy's	

UNIVERSAL AIR DRYER (ASP)



Part No	Description	Catridge	Minor Repair Kit	Major Kit	Fig	
4324203510	Air dryer with STD Cartridge	4324100202	300003183	300003184	b	
4324204510	Air dryer with STD Cartridge				b	
4324200570	AIR DRYER				a	
4324200650	AIR DRYER				a	
4324200660	AIR DRYER				a	
4324200670	AIR DRYER				a	
4324200680	Single-Chamber Air Dryer				a	
4324200690	Air Dryer				a	
4324200700	Air Dryer				4329012232	a
4324200320	AIR DRYER WITH ASP				a	
4324200340	AIR DRYER				a	
4324200370	AIR DRYER				a	
4324200380	Single-Chamber Air Dryer				a	
4324107200	AIR DRIER				a	
8840162020N	AIR DRYER	a				
4324200290	Air Dryer with ASP+	4324102442			c	
4324200300	Air Dryer with ASP+				c	

AIR PROCESSING UNIT




Part No	Description	Minor Repair Kit	Catridge	Fig
4324150850	APU Without QSPV	4324150892	4329012232	a
4324150860	APU Without QSPV 10.6			a
4324150870	APU Without QSPV			a
4324151030	APU Without QSPV 10.6			a
4324150922	APU Without QSPV			a

Part No	Description	QSPV Kit	Minor Repair Kit	Catridge	Fig
9325001510	Air Processing Unit with QSPV	9347149272	4324150922	4329012232	b
9325001520	Air Processing Unit with QSPV				b
9325001280	Air Processing Unit with QSPV				b
9325001220	Air Processing Unit with imported QSPV	9347149252			c
9325000980	Air Processing Unit with imported QSPV				c
9325000350	Air Processing Unit with imported QSPV				c
9325002320	Air Processing Unit with QSPV		300003148	b	


APU / ASP SERVICEABLE PARTS

Serviceable Spares		
Part No	Description	Figure
4324100202	ASP Std Catridge (Black)	A cylindrical black air filter cartridge with a red and white label featuring the WABCO logo.
4329012232	ASP Catridge (Silver)	A cylindrical silver air filter cartridge with a blue and white label featuring the WABCO logo.
4324102442	ASP Plus (Gold)	A cylindrical gold air filter cartridge with a blue and white label featuring the WABCO logo.
4324070150	Silencer Assy	A black, cylindrical silencer assembly with a flange at the bottom and a central inlet/outlet.
4324070700	Silencer Assy	A black, cylindrical silencer assembly with a flange at the bottom and a central inlet/outlet, similar to the previous one but with a different top cap.

Part No	Description	Figure
9753036504	Top Cover	
9753034304	Screw Holder	
8102080164	Pressure Setting Screw	

Partap Singh & Sons

UNLOADER VALVE



Part Number	Description	Repair Kit	Fig
100301910	UNLOADER VALVE WITH TI	300003049	a
100301920	UNLOADER VALVE WITH TI	300003049	a
100301940	UNLOADER VALVE WITH TI	300003049	a
100301950	UNLOADER VALVE WITH TI	300003049	a
100302300	UNLOADER VALVE WITH TI	300003049	a
100302310	UNLOADER VALVE WITH TI	300003049	a
100303410	UNLOADER WITH TYRE INFLATOR	300003049	a
100303430	UNLOADER VALVE WITH TYRE INFLA	300003049	a
100301970	UNLOADER VALVE WITH TI	300003049	b
100301980	UNLOADER VALVE WITH TI	300003049	b
100302270	UNLOADER VALVE WITH TI	300003049	b

OIL SEPARATOR



Part No	Application	Major Kit	Minor Kit
100304780	All Models	300003112	300003122

HAND BRAKE VALVE FAST MOVING PART NOS

Part No	Description	OEM name
100305940	GRADUATED HAND CONTROL VALVE	ASHOK LEYLAND
100304980	GRADUATED HAND CONTROL VALVE	TATA
9611700040	GHCV with Self Return	TATA
100304950	GRADUATED HAND CONTROL VALVE	EICHER MOTORS
9611700010	GHCV with Self Return	ASHOK LEYLAND
9611700030	GHCV with Self Return	ASHOK LEYLAND
9617250020	Hand Brake Valve w/o TC	EICHER MOTORS
9611700050	GRADUATED HAND CONTROL VA	ASHOK LEYLAND
100303670	GRADUATED HAND CONTROL VALVE	ASHOK LEYLAND
100306860	Graduated Handcontrol Valve	EICHER MOTORS
9617010030	GHCV with bipolar switch	EICHER MOTORS
100303751	GRADUATED HAND CONTROL VALVE	ASHOK LEYLAND
9611700780	HAND BRAKE VALVE, TRUCK NON SR	ASHOK LEYLAND
100308040	GRADUATED HANDCONTROL VALVE	ASHOK LEYLAND
100303710	GRADUATED HAND CONTROL VALVE	ASHOK LEYLAND
100302990	GRADUATED HANDCONTROL VALVE	ASHOK LEYLAND
9617250030	GHCV - NG	ASHOK LEYLAND
9611700020	GHCV WITH SELF RETURN	TATA
100304960	G H CONTROL VALVE	M&M
9617250240	HAND BRAKE VALVE, TRUCK/TRAILER	TATA

GHCV ASSY

Hand Brake Valve								Application	AL	TATA HCV / LCV	EICHER	Eicher	TATA	AL	Mahindra
GHCV ASSY	100303630	100302860	100303670	9611700780	100304950	100305940	100308040	100303640	100302870			100304960			
	100303650	100305160			9611700650 (w/o exhaust)	100304970	9617010030 (w/o Exhaust)		100303660	100302880			100304980		
	100303751	100302890			100306860	9611700050		100305880	100305170						300003093
	300003080	300003064	300003080	300003093	300003093	300003093	300003093	Repair Kit							

GHCV ASSY

Self Return GHCV								Application	TATA	TATA / Eicher	AL	TATA / Eicher	AL	AL	AL / Eicher / Bajaj tempo	
GHCV Assy	9611700020	9611700560	9611700010	9617250010	9617250030	9617251020	9617250040		9611700600	9611700000	9611700030	9617250080	9617251020	9617250020	9617251010	
	9611700040	9611700550	100306460	300003133	300003133	300003133	300003133		Repair Kit	300003125	300003125	300003133	300003133	300003133	300003133	300003133

GHCV ASSY

Self Return GHCV								Application	BEML	TATA	Bajaj tempo	Bajaj tempo	Bajaj tempo	Bajaj tempo	AL / SML
GHCV ASSY	9617232030 (3 holes)	9617230010 (2 holes) 9617230640 (with connector)	9617241040	9617241050	9617231170 (voss)	9617251000 100306170 9617250110	100303710	Repair Kit		300003133	300003133	9617230002	300003133	300003068	

GHCV ASSY

Self Return GHCV								Application	TATA	AL	AMW	SML	ESCORT	AL
GHCV ASSY	9617250240	100304790 100303690	100300380	9611700060	9611700750	4617000000	9617250140	Repair Kit	300003133	300003068	300003120	300003125	4617000092	300003134

4 INCH CLUTCH SERVO



Part No	Description	OEM name	Repair Kit	Type	Pushrod Length	Push rod Type	Alternate Part no
9700516440	4 inch Clutch Servo	TATA	300002037	4 inch	122	ball joint	9700516440
9700516480	TML Y1 ULTRA Clutch Servo 4 inch	TATA	300002056	4 inch	122	ball joint	
9700516230	Clutch servo	TATA	300002037	4 inch	122	ball joint	
9700516540	Clutch servo	TATA	9700513362	4 inch	122	ball joint	
9700516200	Clutch servo assembly	EICHER MOTORS	300002037	4 inch	125	ball joint	9700516200
9700516240	Clutch servo	TATA	300002059	4 inch	125	ball joint	
9700512750	Clutch servo	ASHOK LEYLAND	9700513242	4 inch	125	ball joint	
9700512730	Clutch servo	ASHOK LEYLAND	9700513222	4 inch	125	ball joint	9700514910
9700514910	Clutch Servo (DICV 4" 4 Bolt)	Daimler - India	300002037	4 inch	124.5	ball joint	
9700512510	Clutch servo	Daimler - India		4 inch	124	ball joint	
9700512460	Clutch servo(4")	Daimler - India	300002059	4 inch	124.5	ball joint	9700514920
9700512470	Clutch servo(4")	Daimler - India	300002059	4 inch	157.7	ball joint	
9700514920	Clutch servo	Daimler - India	300002045	4 inch	157.7	ball joint	
9700516430	Clutch servo	Daimler - India	300002059	4 inch	157	ball joint	
9700512490	Clutch servo(4")	Daimler - India	300002059	4 inch	157	ball joint	
9700514660	Clutch servo	Daimler - India	9700519712	4 inch	155	ball joint	
9700514950	Clutch servo	EICHER MOTORS	9700519612	4 inch	145	ball joint	100200750
9700514230	3 inch Clutch Servo	BEML	9700512882	4 inch	145	ball joint	
100200750	Clutch Booster 4"	#N/A	300002033	4 inch	145	ball joint	9700516530
9700516160	4 inch Improved Clutch Servo	TATA	300002037	4 inch	136	ball joint	
9700516520	Clutch servo	TATA	9700513362	4 inch	136	ball joint	
9700516530	Clutch servo	TATA	9700513362	4 inch	136	ball joint	9700514250
9700514250	Clutch servo	Daimler - India	9700519862	4 inch	127	ball joint	
9700516400	4 inch Clutch Servo	Daimler - India		4 inch	138	ball joint	100200860
100200860	4 inch Clutch Servo	#N/A		4 inch			
9700514390	Clutch servo	OTHERS	9700519842	4 inch	53	ball joint	9700515170
9700515170	Clutch servo	TATA	300002049	4 inch	150	ball joint	
9700516300	Clutch servo	TATA		4 inch	170	ball joint	9700516250
9700516250	Clutch servo	TATA	300002037	4 inch	254	ball joint	
100200940	4" Clutch Servo	#N/A	300002033	4 inch			9700512480
9700512480	Clutch servo(4")	Daimler - India	300002059	4 inch	99.3	ball joint	
100200740	Clutch servo	BAJAJ TEMPO	300002033	4 inch	127	ball joint	

4 INCH CLUTCH SERVO



Part No	Description	OEM name	Repair Kit	Type	Pushrod Length	Push rod Type	Alternate Part No
9700516220	4inch Improved Clutch Servo	TATA	300002037	4 inch	212	Yoke type	
100200850	4" Clutch Servo	TATA	300002033	4 inch	255	Yoke type	9700514980
9700516350	4 inch Clutch Servo	TATA	300002037	4 inch	255	Yoke type	
9700515130	4 inch Clutch Servo	TATA	300002037	4 inch	255	Yoke type	
9700514980	Clutch Servo 4inch Bolt to TML	TATA	300002037	4 inch	255	Yoke type	
100200950	SERVO BRAKE VALVE	EICHER MOTORS	300002033	4 inch	144	Yoke type	
9700516140	4inch-Clutch Servo (Cust. No.217829100102)	TATA	300002059	4 inch	239	Yoke type	
9700516340	4inch Improved Clutch Servo	BAJAJ TEMPO	300002037	4 inch	153	Yoke type	
9700512530	Clutch servo	Daimler - India	9700513412	4 inch	125	Yoke type	

3 INCH CLUTCH SERVO



Part no	Description	OEM name	Repair Kit	Pushrod Length	Push rod Type	Alternate Part No
9700517560	Clutch servo	M&M	9700512772	150	ball joint	9700517750
9700517740	Clutch servo	ASHOK LEYLAND	300002062	150	ball joint	
9700517730	Clutch servo	ASHOK LEYLAND	9700513202	150	ball joint	
9700517750	Clutch servo	ASHOK LEYLAND	9700513202	150	ball joint	
9700514940	3inch Improved Clutch Servo	ASHOK LEYLAND	300002047	103.5	thread end	9700514940
9700515140	3" Clutch Servo with Voss	ASHOK LEYLAND	300002039	103.5	thread end	
100200810	3 inch Clutch Servo	ASHOK LEYLAND	300002032	105	thread end	
9700516630	3 inch Clutch Servo	ASHOK LEYLAND	300002039	140	Yoke type	9700516630
9700517760	Clutch servo	ASHOK LEYLAND	9700513202	140	Yoke type	
100201020	3 inch Clutch Servo	M&M / TATA	300002032	265	Yoke type	100201020
9700516470	Clutch servo	M&M	300002039	265	Yoke type	
9700517570	Clutch servo	M&M		265	Yoke type	
9700516460	Clutch servo	M&M	300002039	108.2	ball joint	9700516460
9700517580	Clutch servo	M&M	9700513202	108	ball Joint	
9700512350	Clutch servo	OTHERS		285	Yoke type	9700512360
9700512360	Clutch servo	SWARAJ MAZDA		285	Yoke type	
100200770	Clutch servo	AMW	300002032	111.5	ball joint	100200770
9700516190	3inch Clutch Servo with M12X1 Adaptor	EICHER MOTORS	300002039	115.5	ball joint	
9700516640	3 inch Clutch Servo	ASHOK LEYLAND	300002039	160	Yoke type	
9700516380	Clutch servo	ASHOK LEYLAND	300002032	148	ball joint	
9700514990	3 inch Clutch Servo with 3/2 Way Valve	ASHOK LEYLAND	9700519872	119	Yoke type	
9700516310	3inch Integrated Clutch Servo	EICHER MOTORS	300002039	250	Yoke type	
9700516320	Clutch servo	TATA	300002037	254	ball joint	
9700516560	Clutch servo	M&M	300002039	123.2	ball joint	
9700514930	Clutch Servo 3inch	ASHOK LEYLAND	300002032	137.5	ball joint	
9700512720	Clutch Servo-VECV	EICHER MOTORS	9700513142	83.5	ball joint	
9700516510	Clutch servo	TATA	9700513202	108	ball joint	
9700512450	Clutch servo	Daimler - 1214 LCV Model	9700513762	110.7	ball joint	

3 INCH EICHER CLUTCH SERVO



APPLICATION DETAILS


Part No	Description	Application	OE Ref Part No	Reference Part No
9700520050	3" Clutch Servo - Spherical End	PRO 1110	ID316613	SM2719HL19
9700520070	3" Clutch Servo - Fork	PRO 1100	ID308189	SM2719HL13

3.5 INCH CLUTCH SERVO



Sl.No	Model	Variant	BS	Gear Box Type	Clutch Type
1	709	Tata LPT 709 EX2 Tata LPT 810 Ex2 Tata Ultra 814 Tata LPT 909 EX2	4	GBS 550 Synchromesh 6 Forward & 1 Reverse	Single plate dry friction type-310 mm dia
2	1109	Tata LPT 1109/42H EX BS-III	3	GB40	Single plate dry friction type- 310 mm
3	1012	Tata ULTRA 1012/45WB	3	GBS 550	Single plate dry friction type-330 mm dia
4	1010 1014 1109 1412	Tata LPT 1010 CRX Tata Ultra 1014 Tata LPT 1109 EX2 Tata LPT 1109 HEx2 Tata Ultra 1412	4	GBS-550 Synchromesh (6F + 1R)	310 mm Dia, Single Plate Dry friction type (Booster-assisted)
5	912 1212 1412 1512	Tata LPK 912 Tata LPT 1212 CRX Tata LPK 1212 Tata LPK 1212 FET Tata LPT 1412 Tata LPT 1412 CRX Tata LPT 1412 CR SLP CAB Tata LPT 1512 CRX	4	GB40(8.02) rod shifting (Mechanical Linkage) (5F + 1R)	Single plate dry friction type- 330 mm
6	1518	Tata Ultra 1518 Tata Ultra 1518 T Tata Ultra T.16S	4	GBS-750 DD (6F + 1R Synchromesh) Cable Shift	Single Plate Dry Friction Type, 352 mm

CLUTCH MASTER CYLINDER



Fg. No	Part No	Descriptions	Applications	Major Kit	Minor Kit	OE Part No
1	4230540252	Clutch Master Cylinder	TATA			550743100110
2	4700530280	Clutch Master Cylinder	Bharat Benz 2523/ 3123	300002034	300002035	A4002950106
3	4700530310	Clutch Master Cylinder (Aluminium)	TATA Prima	300002034	300002035	288029300107
4	4700530320	Clutch Master Cylinder	Eicher			ID801650
5	4700530330	Clutch Master Cylinder	AL Boss	300002046		PN500001
6	4700530360	Clutch Master Cylinder	Mahindra			6802EAE00011N
7	4700530380	Clutch Master Cylinder (29067430 & 29068077)	AL 2515, 3118, 3116, 4023	300002057		FN500600
8	4700530500	Clutch Master Cylinder	Mahindra BS VI	4700530932		6802EAE00011N
9	4700530530	Clutch Master Cylinder	AL Guru	30000204		PN500003
10	4700530650	Clutch Master Cylinder	AL BS VI	300002046		PN500005
11	4700531120	Clutch Master Cylinder	AL BS VI	4700539222		PN500007
12	4700531330	Clutch Master Cylinder	AL BS VI	4700539232		PN500006
13	9700015232	Clutch Master Cylinder (Plastic)	TATA Prima 4028/4928	300002038		500629300102
14	4700538000	Clutch Master Cylinder	TATA (29066664, 29066577, 29067550)			
15	4700538010	Clutch Master Cylinder	TATA (29067342)			

VACUUM BOOSTER



Part No	Description	Make	Model	Major Kit	Minor kit	Diaphragm 1	Diaphragm 2	Ratio
100450210	VACUUM BRAKE VALVE	Tata Motors	407 SFC Pick up	300045008	300045002	100471980	-	5.0:1
100450610/11	VACUUM BRAKE VALVE	Tata Motors	407 SFC	300045013		100472460	100473640	
100450840	ZDS DDVBV 9+8	Tata Motors	Xenon					
100450620/21	VACUUM BRAKE VALVE	Tata Motors	407 LP / LPT	300045013		100472460	100473640	
100450850	Vacuum Brake Valve Dd 9+9	Force Motors	Tempo Traveller	300045020	300045022	100473910	100473950	
100450030	VACUUM BRAKE VALVE	Eicher	10.50,10.59,10.60G,10.70 & 10.79(Non Euro)/10.75	300045005		100470390		5:01
100450550	VACUUM BRAKE VALVE (9"+ 9")	Eicher	10.90(Euro II)	300045020	300045019	100473910	100473950	
100450350	DOUBLE DIAPHRAGM VAC. BRAKE VALVE	Swaraj Mazda	Super	300045012	300045017	100472460	100472490	5.7:1
100450480/81	10 Vacuum Brake Valve	Tata Motors	Sumo Victoria	300045012		100473650		6.5:1
100450900	ZDS VBV 10"	Tata Motors	407/27WB BSIII Pickup					
100450820	DDVBV	Mahindra	25 Seater BUS	300045021	300045017	100473640	100472460	5.7:1

VACUUM BOOSTER



Part No	Description	Make	Model	Major Kit	Minor kit	Diaphragm 1	Diaphragm 2	Ratio
100450010	VACUUM BRAKE VALVE	Swraj Mazda	T3500	300045003		100470390		4.1:1
100450570/71	ZDS DDVBV 9+8	Tata Motors	Tata Safari (Alu TMC)	300045013		100472460	100473640	6.7:1
100450130	VACUUM BRAKE VALVE	Tata Motors	407/608	300045001		100470130		3.6:1
100450500/01	DOUBLE DIAPHRAGM VAC BRAKE VAL	Tata Motors	Safari (ABS)	300045013	300045014	100472460	100473640	6.7:1
100450660	VACUUM BRAKE VALVE					100470130		
4624001000	9"+8" DDVBV & 1 1/8" TMC CV/CV Type							
100450680	Vacuum Brake Valve Dd 9+9	Mahindra	MIL Sherpa	300045019				
100450640	ZDS DDVBV 9+8							
100450230	VACUUM BRAKE VALVE	Force Motors	BTL Trax	300045007		100470130		4.1:1
100460060	NON RETURN VALVE ASSEMBLY							
4624000000	Double Diaphragm VBV 9+9 inch	Eicher	10.9					

INTEGRAL PEDAL UNIT DBV + CMC ASSY



INTEGRAL PEDAL UNIT FOR ASHOK LEYLAND

Part No	Description	Application	DBV	DBV REP KIT	CMC	CMC REP KITS
9650010950	G45 IPU BSVI	BSVI	4611001110	300006051	4700531120	4700539222
9650012100	Pedal Unit	BSVI	4611001110	300006051	4700531120	4700539222
9650012200	U-TRUCK IPU	U TRUCK	4611001110	300006051	4700531120	4700539222
9650011500	Integral pedal unit - G45	MDV/HCV	4611000970	300006051	4700530650	300002046
9619051000	Pedal Unit	HDT	4610010080	300006023	NA	NA
9650010370	AL-IPU NGICV	NGICV	4611000630	300006040	4700530330	300002046
9650010650	IPU ASSEMBLY	BOSS	4611000630	300006040	4700530330	300002046
9650012300	1PU-ICV	LYNX BSVI	4611001110	300006051	4700531120	4700539222
9650010880	AL BOSS 1616 IPU	BOSS 1616 BSVI	4611001220	300006040	4700531330	4700539232
9650010750	NGIT IPU	SUNSHINE	4611000860	300006040	4700530530	300002046
9650011900	IPU-BOSS 1920	BOSS 1920 BSVI	4611001220	300006040	4700531330	4700539232
9650012500	IPU-SUN SHINE	SUNSHINE BSVI	4611001170	300006051	4700531120	4700539222
9650010850	AL BOSS 1616 IPU	BOSS 1616	4611000940	300006040	4700530330	300002046
9650012970	MDV - IPU	BSVI	4611001290	300006051	4700531120	4700539222
8840593820	N-TRUCK IPU		4611001110	300006051	4700530650	300002046
9650010600	Pedal Unit	MDV/HCV	4611000630	300006040	NA	NA
9650012570	Pedal Unit + DBV		4611001110	300006051	NA	NA
8840800010	AL MDV E+2 IPU		4611000980	300006040	4700530920	
9650010851	IPU-BOS 1616		4611000940	300006040	4700530330	300002046
9650011800	IPU ICV BUS	G45 ICV BUS	4611000140	300006051	4700530650	300002046
9650012790	N-TRUCK IPU-AMT	N TRUCK	4611001290	300006051	NA	NA

INTEGRAL PEDAL UNIT FOR DAIMLER - INDIA

Part No	Description	Application	DBV	DBV REP KIT	CMC	CMC REP KITS
9650010700	IPU DICV	2523 C	4611000900	300006023	4700530280	300002034
9650010270	Integral Pedal Unit	2523, 3123	4611000130	4611001042	4700530280	300002034
9619051010	Brake Pedal Unit RHD	914, 1214	4610010080	300006023	NA	NA
9650010430	Integral Pedal Unit	4023, 4028, 4928	4611000130	4611001042	4700530280	300002034
9650010800	IPU DICV	3128 C	4611000900	300006023	4700530280	300002034
9650010900	IPU	HDT	4611000900	300006023	4700530280	300002034
9650010730	TML IPU	BSVI	4611001250	300006051	4700530310	300002034
9650010620	IPU - DICV	3143C, BSVI	4611000900	300006023	NA	NA
9650010930	DICV IPU	BSVI	4613330060	Not Found	4700530280	300002034
9650010630	IPU-DICV - TB	HDT	4611000900	300006023	NA	NA
9650010910	Pedal Unit +FBV+Clutch control		4611000900	300006023	4700530490	

INTEGRAL PEDAL UNIT FOR TATA MOTORS

Part No	Description	Application	DBV	DBV REP KIT	CMC	CMC REP KITS
9650010440	Integral Pedal Unit - TML	PRIMA 2523	4611000100	300006023	4700530310	300002034
9650010490	IPU TML Variant	PRIMA 2523	4611000100	300006023	4700530310	300002034
9650010760	TML IPU	BSVI	4611001250	300006051	4700530310	300002034
9650010560	IPU TML Variant	PRIMA 2528	4611000710	4611001042	4700530310	300002035
9650010640	IPU	LPTA 2038	4611000100	300006023	4700530450	
9650010740	TML IPU	BSVI	4611001260	300006051	4700530310	300002034
9650010570	IPU TML Variant	LPS 4928	4611000710	4611001042	4700530310	300002035
9650010280	Integral Pedal Unit	DEFENCE	100601220	300006027	9700015232	
9650010940	MPV IPU-TML	MDV/HCV	4611000100	300006023	4700530310	300002034

BRAKE CHAMBER




Part No	Description	Description	Stand out	Diaphragm	Clamp ring
4231020040	Brake Chamber Ty.9	Type 9	72mm	100848401	100848781
100850400	BRAKE CHAMBER (TYPE 10.5)	Type 10.5	72mm	100870251	
100845320	Brake Chamber - Type 10	Type 10	72mm	100843120	9254553504
100850410	BRAKE CHAMBER (TYPE 12)	Type 12	72mm	100848651	100848791
4231030310	Brake Chamber - Type 12	Type 12	72mm	100848651	4231030004
100850960	Brake Chamber - Type 14	Type 14	72mm	100870031	100843890
100850291	BRAKE CHAMBER (TYPE 16)	Type 16	72 mm	100843220	100843890
4235140260	T14 Disc brake chamber	Type 14	72mm	8971215804	4231043514
4235140270	TY 14 Disc Brake chamber	Type 14	72mm	8971215804	4231043514
100850291	BRAKE CHAMBER (TYPE 16)	Type 16	72 mm	100843220	100843890
4235040080	Brake Chamber Disc-Type 16	Type 16	72 mm	8971205104	
4231050270	Brake Chamber 20		72mm	100843311	9253043504
4235050000	Brake Chamber Disc 20	Type 20			
4235100370	Brake Chamber Type 22	Type 22		4235100032	
4235100380	Brake Chamber Type 22	Type 22		4235100032	
4235100090	Brake Chamber- Type 22 Disc BC	Type 22		4235100032	
100850610	BRAKE CHAMBER (TYPE 24)	Type 24	72 mm	100843331	100275060
4231062540	Brake Chamber	Type 24	227mm	100843331	100275060
4231063200	Brake Chamber Type 24	Type 24	76mm	8971205354	4239053514
4231090360	Brake Chamber - Type 27	Type 27	72mm	8971200234	100870470
4231090680	Brake Chamber Type 27	Type 27	247mm	8971200234	
4231090710	Brake Chamber Type 27	Type 27	260mm	8971200234	4231090034
4231070280	Type 30 Brake Chamber	Type 30	72mm	8971205404	100870470
4231079000	Brake Chamber Cam 30	Type 30	186mm		

LCV SPRING BRAKE ACTUATOR



Part No	Description	OEM name	Description	Major kit	Stand out	Diaphragm	Cylinder
9254550040	SBA Ty 12/12	Daimler - India	Type 12/12	300025065	72 mm	100848651	100260712
9254550030	Ty 12/12 SBA	TATA	Type 12/12	300025065	72 mm	100848651	100260712
100251600	Spring Brake Actuator	Daimler - India	Type 12/12	300025025	72 mm	100848651	100260712
9254550150	Ty 12/12 Sba	ASHOK LEYLAND	Type 12/12	300025098	72 mm	100848651	9254550222
100251260	Spring Brake Actr (Type 10.5/12)	#N/A	Type 10.5/12	300025032	72 mm	100848651	100260712
9253040460	Ty 16/16 SBA (TML)	TATA	Type 16/16	300025074	350mm	100843221	100261520
9253040530	Type 16/16 SBA	TATA	Type 16/16	300025092	350mm	100843221	100261520
9253045550	Ty 16/16 SBA VECV	EICHER MOTORS	Type 16/16	300025092	72 mm	100843221	100261520
9253040440	T1616 SBA for TML	TATA	Type 16/16	300025123	72 mm	100843221	100261520
9253040730	Ty 16/24 SBA M&M	M&M	Type 16/24	300025100	72 mm	100870191	9253040752
9253040190	Spring Brake Actuator (Ty 16/24)-Rh	ASHOK LEYLAND	Type 16/24	9253049222	72 mm	100870191	9259050242
9253040710	Ty16/24 SBA 350mm	TATA	Type 16/24	300025095	72 mm	100870191	100261280
100251590	Spring Brake Acuator	ASHOK LEYLAND	Type 9/9	300025089	72 mm	100848401	100261121

TWIST LOCK SBA 24/24



Part No	Description	OEM name	Description	Major kit	Stand out	Diaphragm	Cylinder
9254910080	Tristop Cylinder 24/24 - SBA	ASHOK LEYLAND	Type 24/24	300025118	72 mm	100843331	9259076592
9254911560	Type 24/24 VE Assy	Daimler - India	Type 24/24	300025084	200mm	100843331	9259076592
9254911550	Type 24/24 VE Assy	Daimler - India	Type 24/24	300025084	200mm	100843331	9259076592
9254910750	Type 24/24 VE with 300mm	TATA	Type 24/24	300025118	300mm	100843331	9259076592
9254914350	SBA Ty 24/24	EICHER MOTORS	Type 24/24	9254912952	300mm	100843331	9259076592
9254914340	SBA Ty 24/24	EICHER MOTORS	Type 24/24	9254912952	300mm	100843331	9259076592

TWIST LOCK SBA TY 27/24



Part No	Description	OEM name	Description	Major kit	Stand out	Diaphragm	Cylinder
9254990230	Ty 27/24 SBA	AL	Type 27/24	300025077	72mm	8971200234	9253010242
9254990350	Type 27/24 SBA	AL	Type 27/24	300025077	260mm	8971200234	9253010242
9254990260	Tristop Cylinder 27/24	AL	Type 27/24	300025077	247mm	8971200234	9253010242

HIGH FORCE ACTUATOR TYPE 24/24



Part No	Description	OEM name	Description	Major kit	Stand out	Diaphragm	Cylinder
9254910480	TY 24/24 SBA World Truck (75mm Stroke)	TATA	Type 24/24	300025071	72mm	8971200054	9259050232
9254912550	T24242 SBA VECV PRO8000	EICHER MOTORS	Type 24/24	9254912952	72mm	8971205354	9254916692
9254913440	T2424 64mm ST 200mm SO	Daimler - India	Type 24/24	9254913682	200mm	8971205354	9253020232
9254913430	T2424 64mm ST 200mm SO	Daimler - India	Type 24/24	9254913682	200mm	8971205354	9253020232
9254913520	Spring Brake Actuator Type-24/24	TATA	Type 24/24	9254913742	275mm	8971205354	#N/A
9254913530	Spring Brake Actuator Type-24/24	TATA	Type 24/24	9254912952	350mm	8971205354	9254914062
9254911930	Spring Brake Actuator	ASHOK LEYLAND	Type 24/24	4231062282	230mm	8971205354	#N/A
9254911940	Spring Brake Actuator	ASHOK LEYLAND	Type 24/24	4231062282	230mm	8971205354	#N/A
9254910380	Spring Brake Actuator Type 24/24	EICHER MOTORS	Type 24/24	9254912952	101mm	8971205354	9254916692
9254913640	Spring Brake Actuator Ty2424	EICHER MOTORS	Type 24/24	9254912952	76mm	8971205354	9254916692
9254990920	Spring Brake Actuator	ASHOK LEYLAND	Type 27/24	300025077	310mm	8971200234	9253010242
9254911930	Spring Brake Actuator	ASHOK LEYLAND	Type 24/24	4231062282	230mm	8971205354	#N/A
9254911940	Spring Brake Actuator	ASHOK LEYLAND	Type 24/24	4231062282	230mm	8971205354	#N/A

HIGH FORCE ACTUATOR TYPE 27/24



Part No	Description	OEM name	Description	Major kit	Stand out	Diaphragm	Cylinder
9254990080	Tristop Cylinder 27/24	EICHER MOTORS	Type 27/24	300025077	239mm	8971200234	9253020232
9254990500	T2724 SBA VECV PRO8000	EICHER MOTORS	Type 27/24	4231090982	255mm	8971200234	9254916692
9254990480/840	T2724 SBA VECV PRO8000	EICHER MOTORS	Type 27/24	4231090982	227mm	8971200234	9254916692
9254990950	TYPE 2724 SBA	TATA	Type 27/24	9254991232	275mm	8971200234	9253020232
9254991330	Spring Brake Actuator	ASHOK LEYLAND	Type 27/24	300025017	310mm	8971200234	9253020232
9254991470	Spring Brake Actuator Ty.27/24	EICHER MOTORS	Type 27/24	9254999202	255mm	8971200234	9253020232
9254991610	Tristop Brake Actuator-Type	TATA	Type 27/24	9254991222	72mm	100870460	9253020232
9254991620	Tristop Brake Actuator - Type	TATA	Type 27/24	9254991222	72mm	100870460	9253020232
9254913450	Spring Brake Actuator	Daimler - India	Type 24/24	9254913682	72mm	8971205354	9253020232
9254913460	Spring Brake Actuator	Daimler - India	Type 24/24	9254913682	72mm	8971205354	9253020232
9254990920	Spring Brake Actuator	ASHOK LEYLAND	Type 27/24	300025077	310mm	8971200234	9253010242

SPRING BRAKE ACTUATOR TYPE 30/30

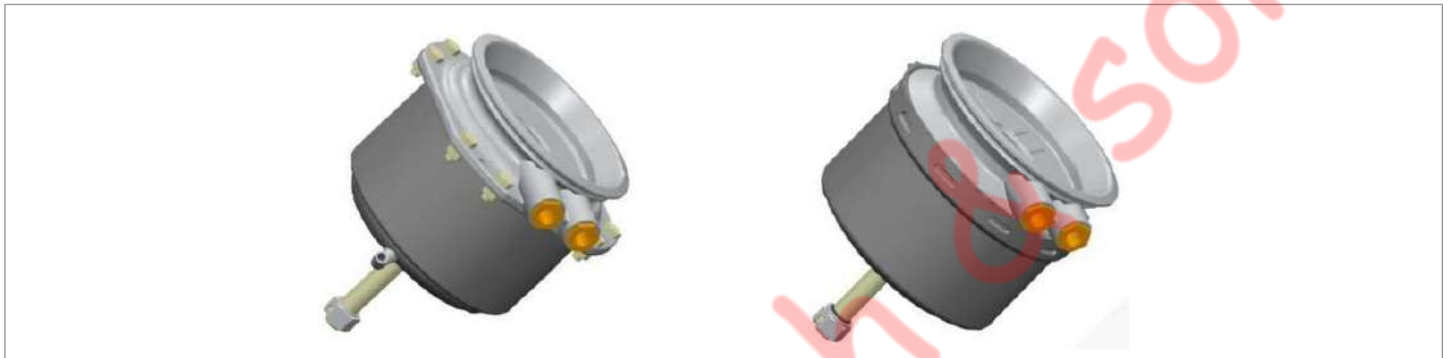


Part No	Description	OEM name	Description	Major kit	Stand out	Diaphragm
9253023330	T3024 SBA	ASHOK LEYLAND	Type 30/24	9253029222	175mm	8971200484
9253024440	T3024 Spring Brake Actuator	ASHOK LEYLAND	Type 30/24	9253029222	227mm	8971200484
9253020340	T3024 SBA	ASHOK LEYLAND	Type 30/24	9253029222		8971200484
9254920250	Type 3030 SBA	TATA	Type 30/30	9254929232		8971205404
9254921030N	Universal Tristop-Cylinder Cam 30/30	ASHOK LEYLAND	Type 30/30			
9253771100	DDSBA - TY-30/30	ASHOK LEYLAND	Type 30/30			
9253771000	Spg Brake Actuator Type 30/30	#N/A	Type 30/30			
9254922500	TY 30/30 SBA	ASHOK LEYLAND	Type 30/30			
9254921030	Spg Brake Actuator Type 30/30- 65mm Strok	#N/A	Type 30/30	9254920012		8971205404
9254921020	Universal Tristop-Cylinder Cam 30/30	Daimler - India	Type 30/30			

TRAILER BRAKE CHAMBER

Part No	Type	Specification	Axle	Combo kit
100850690/700	TY 20	M14 Port 72mm std out/ 57mm stroke	AL	350030070
100850610	TY 24	M18 Port int adopter/72mm std out/57mm stroke	TATA/AL	350024121
9253771100	TY 30/30 DDSBA	m 16*1.5 / 75mm stroke	ALL	
4231061540	TY 24	175mm push rod/ 63.5 mm stroke	YORK	
4231061460	TY 24	175mm push rod/ 63.5 mm stroke	KROS	
4231070350	TY 30	253mm full thread/M16 adopter/63.5mm stroke	ALL	
4231061640	TY 24	No Full Thread,227mm with clevis / 63.5 mm stroke	FUWA/BPW	
4231062540	TY 24	Full thread for 227mm (M16*1.5)/63.5mm stroke	BPW	
4231061680	TY 24	Full thread for 110mm (M16*1.5)/63.5mm stroke	BPW	
100850850	TY 24	M18 Port int adopter/72mm std out/57mm stroke	TATA/MNAL	

SBA SUB ASSY






Part No.	Vehicle Model	Type	Suitable Diaphragm	Suitable repair kit
MIK24/158	TML Cargo 909, Daimler 914 - Voss	12/12	M 848651	MSP 24/65
MIK24/159	TATA HCV - Non Voss	24/24	M 843331	MSP 25/24
MIK24/160	TATA HCV - Voss	24/24	M 843331	MSP 25/33
MIK24/161	AL HCV - Non Voss	20/24	M 843311	MSP 25/42
MIK24/162	TATA HCV - Voss	24/24	M 843331	MSP 25/33
MIK24/163	TATA 1109, EML 10.95,11.10 - Voss	16/24	M 848651	MSP 25/45
MIK24/164	AL boss 11 & 12 Ton - Non Voss	16/16	M 843221	MSP 25/74
MIK24/165	TATA HCV LATEST - Tristop - Voss	24/24	M 843331	MSP 25/84
MIK24/166	AL HCV latest - Tristop	24/24	M 843331	MSP 25/84

SBA CYLINDER KITS



Part No.	Model	Repair Kit
MIK 24/38	Type 20/24 - AL	MSP 25/27
MIK 24/38	Type 24/24 - TML	MSP 25/24
MIK 24/46	Type 20/24 - AL	MSP 25/43
MIK 24/46	Type 24/24 - TML	MSP 25/33
MIK 24/97	Type 24/24 - Twist Lock	MSP 25/50 & MSP 25/84

SBA CYLINDER KITS

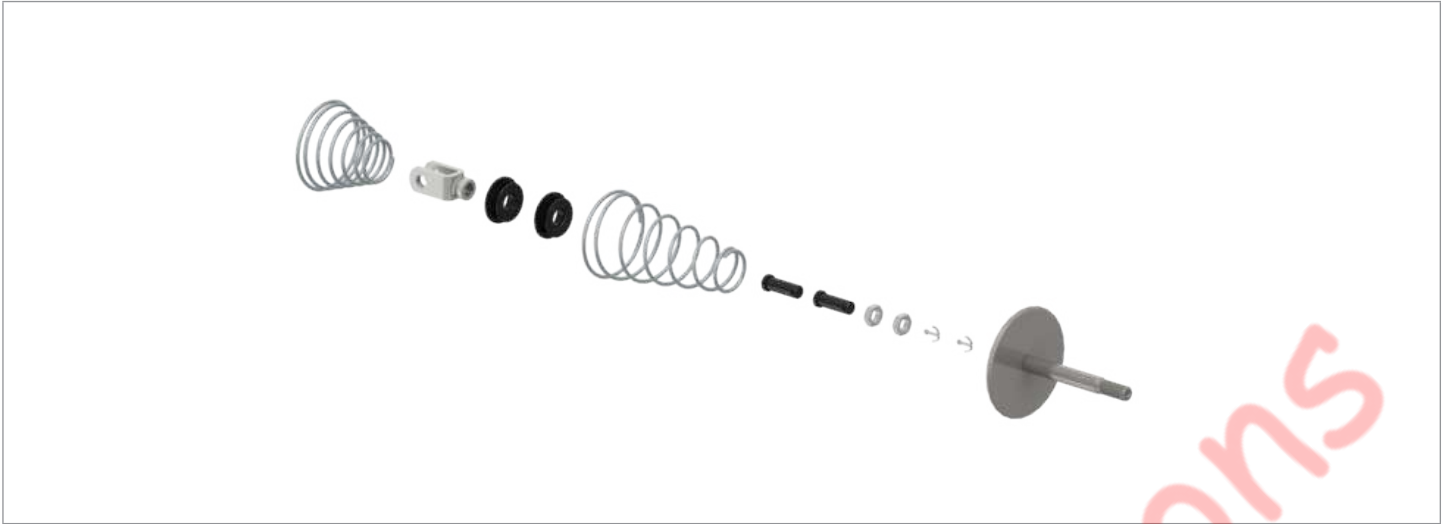
Part No	BOM Part No	Nos	Reference Part No	Figure
4006094730	9253010242	4	390028055 / 350024097 (MSP 25/84,25/118,25/50)	
4006094750	100261280	4	390028054 / 350024046 (MSP 25/33)	
4006094760	100260652	4	390028053 / 350024038 (MSP 25/27 & 25/24)	

CLAMP RING KITS



Part No	Description
350024050	Clamp Ring Kit (SBA 24/75)
350024051	Clamp Ring Kit New Type (SBA 20/24)
350024052	Clamp Ring Kit New Type(SBA 20/24)
350024070	Clamp Ring Repair Kit
350024073	Clamp Ring Repair Kit
350024079	Clamp Ring Kit
350024092	Clamp Ring Kit
350024104	Clamp Ring Kit SBA - (Type 16/16)
350024116	BC TY 16 CLAMP RING REPAIR KIT
350024154	SBA Type 16/16 Clamp Ring Repair Kit
100843710	CLAMP RING BOLT Ty 240 & 24
100848960	CLAMP RING BOLT
8914900134	CLAMP RING BOLT
100843720	CLAMP RING NUT-BC TYPE 16/24
8919900044	CLAMP RING NUT

PUSHROD ASSY KIT



Part No	Description
350024047	Pushrod Assy Kit
350024054	Push Rod Assy Kit (SBA 24/75) M251580/340
350024055	Push Rod Assy Kit (SBA 20/24) M250790/800
350024056	Push Rod Assy Kit (SBA 24/24) M250780
350024057	Kit: Pushrod + Fork
350024071	Push Rod Assy Repair Kit
350024074	Push Rod Assy Kit
350024105	Push Rod Assy Kit SBA - (Type 16/16)
350024114	BC TY 16 Push Rod Assy Repair Kit

DUAL BRAKE VALVE



Part No	Repair Kit	Repair Kit	Upper Body	Lower Body	Recommended Part No
100600180	300006019	300006020	100631854	100632004	100601670
100600190	300006017	300006018			
100600600		300006022			
100600681		300006052			
100600990	300006017	300006018			
100601040					
100601050		300006020			
100601670		300006020			
9618990330					
100601670		300006017			
4611000910		300006051	100632411	100632421	4611000910
100601000					
4611000830		300006051			
4611000790		300006051			
100601070		300006022			
100601060		300006022			
100600691	300006019	300006020			
100600690	300006019	300006020			
100600530	300006019	300006020		4611000144	4610010070
4610010070		300006023			
100600641	300006019	300006020	100632751	100633032	100600781
100600781	300006019	300006021			
100600561	300006017	300006018			
100600581	300006017	300006018			
100600900	300006023	300006024	100632971	100632951	4611000040
4611000040		300006023			
100601450	300006020	300006023			
100600910		300006052			
4611001240		300006051			
100601220		300006027			

Part No	Repair Kit	Repair Kit	Upper Body	Lower Body	Recommended Part No
4611000080		300006051	100632971	4611000974	4611001180
4611001180		300006051			
100601440		300006027	100632971	100632953	100601440
100600180	300006018	300006022	100630002	100630272	100600180
4611000980		300006040	100630162	100630122	4611000980
9618990350		300006052	100631850	100632000	9618990350
100600351	300006017	300006018	100631761	100632004	100600351
100600800			100631853	100633041	100600800
100601010		300006020	100632071	100631783	100601010
100600510		300006009			
100601020		300006020			
100601240		300006020			
4611000770		300006051	100632975	100632955	4611000770
4611000070		300006023			
100600740			100632680		100600740
4611001250		300006051		4619060914	4611001250
100601430		300006052	100632974	100632954	100601430
4611001130		300006051	100632974	100632954	4611001130
4611000090		300006023		4611000154	4611000090
100601300					100601300
9618990340		300006052	100632983	100632961	9618990340
9618990300		300006024			9618990300
9618990310		300006052			9618990310
100601360		300006052			100601360
100601130			100632981	100632961	100601130
100600920	300006052	300006024			
100601560		300006036			
100601420		300006024			
100601660					
4611000120		300006051			
9618990360		300006052			
9618990320	300006024	300006052			
4610010080		300006023	100632981	4619060274	4610010080
4611000110		300006023	100633381	100632421	4611000110
100601150		300006024	100634101	100633621	100601150
4611000720		300006036			
4611000840		300006051	100634101	106336211	100601240
100601240		300006020	100634471	100631783	
100601550	300006052	300006024	100635141	4619060854	4611000660
4611000660		300006051			
4611000870		300006051			
4611000140		300006051			

Part No	Repair Kit	Repair Kit	Upper Body	Lower Body	Recommended Part No
4611000160	300006040	300006042	4619050115	4619050125	4611000160
4611000100		300006023	4611005505	100632951	4611000100
4611000130		4611001042	4611000174	4611000184	4611000130
4611000710		4611001042	4611005505	100632953	4611000710
9618990430		300006045	4619060154	4619070104	9618990430
4611001230		300006053	4619060156	4619070104	4611001230
9618990450		300006052	4619060154	4619070104	9618990450
4611001220		300006040	4619060074	4619060064	4611001220
4611000900		300006023	4619060174	4619060164	4611000900
4610010050		300006020	4619060196	4619060186	4610010060
4610010060		300006020			
4611000920		300006051			
9618990410	300006054	300006042	4619060234	4619060224	9618990410
4611000730	300006053	300006042	4619060244	4619060224	4611000730
4611000860		300006040	4619060076	4619060064	4611000860
4611000940		300006040	4619060414	4619060404	4611000940
9618990480		300006052	4619060904	100632962	9618990480
9618990470		300006045	4619060584	4619060604	9618990470
4611001070	300006040	300006042	4619060634	4619060644	4611001070
4611001110		300006051	4619060814	4619060824	4611001110
4611001290		300006051			
4611000970		300006051	4619060514	4619060664	4611000970
4611001170		300006051			
4611001270		300006020	4619060934	4619060944	4611001270
4611000740		300006020	4619063004	4619063105	4611000740
9618990490		300006052	4619060964	4619060974	9618990490
4613186030			4619030174	4619030176	4613186030
4611001350			4619060934	4619060944	4611001350
4611001260		300006051	4619060914	4619060924	4611001260

SWITCHES

STOP LIGHT SWITCH



PART NO	DESCRIPTION	MAKE	MODEL
4410060140	Stop Light Switch	AL	BS VI
100250151	Stop Light Switch	AL /TML / MTWL	All Model
100250150	Stop Light Switch	AL /TML / VECV	All Model
4410010390	Stop Light Switch	DICV	HDT
100250450	Stop Light Switch	TML	All Model
4410010490	Stop Light Switch	TML	HCV

LOW PRESSURE INDICATOR SWITCH



PART NO	DESCRIPTION	MAKE	MODEL
100252880	Low Pressure Indicator Switch	AL / VECV /MTWL	
100250040	Low Pressure Indicator Switch	AL /TML / BEML	All Model
100250520	Low Pressure Indicator Switch	BEML	
100250560	Low Pressure Indicator Switch	TML	909, 1109
100250280	Low Pressure Indicator Switch	TML / MTWL	All Model
100250561	Low Pressure Indicator Switch	TML / VECV	All Model - TML, VECV - 10 90, 1110

EDC SWITCH & PRESSURE SENSOR




4410010522



8841014260



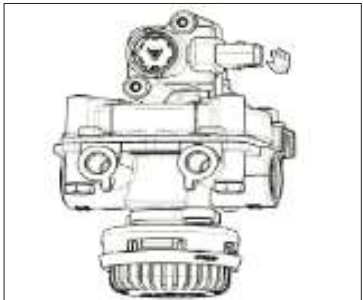
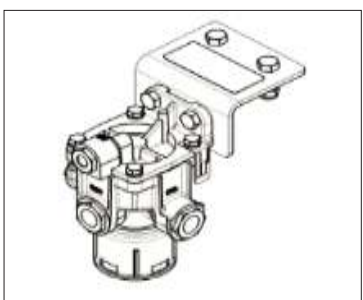
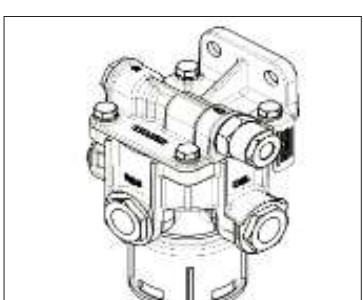
QSPV ASSY

Part No	Description	Repair Kit	Image	Recommended Part No
100302912	Quadr.sys. Prot. Valve (Hi Pr)-Scl	300003065		9347020360
100302921	Quadruple System Protection Valve			
100302910	Quadruple System Protection Valve			
100302911	Quadruple System Protection Valve			
100302920	Quadruple System Protection Valve			
9347020360	QSPV-MTBL			
9347020190	QSPV-DICV	300003115		100307550
100306330	Quadruple System Protection Valve			
100308110	Quadruple System Protection Valve			
100307550	Quadruple System Protection Valve			
100303760	Quadruple System Protection Valve			
100306750	Q.S.P.Valve			
100305860	Q.S.P.V (New)			
9347020840	Quadruple Circuit Protection Valve	300003148		9347020840
9347020730	Quadruple Circuit Protection Valve			
9347020780	Quadruple Circuit Protection Valve			
9347020320	Quadruple Circuit protection Valve			
9347020400	Quadruple Protection Valve			
9347020370	Quadruple Circuit Protection Valve			
9347020390	Quadruple Circuit Protection Valve			
9347140460	Quadruple Circuit Protection Valve	9347149272		9347140460
9347140550	Quadruple Circuit Protection Valve			
9347141250	Quadruple Protection Valve			
9347140590	Quadruple Circuit Protection Valve			

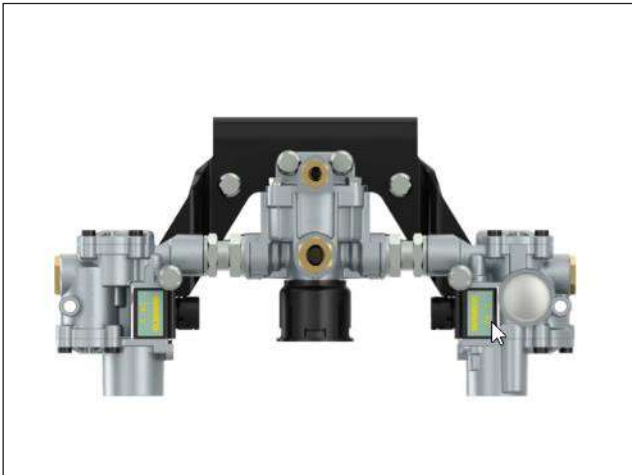
RG2 RELAY VALVE

Part No	Description	OEM name	Alternate Part No	Fig
9732981230	RG2 Relay Valve	ASHOK LEYLAND	9732980280 / 9732981230 Three port connection Rep kit : 300003094	
100305850	RG2 Relay Valve			
9732981330	RG2 Relay Valve			
9732980280	RG2 Relay Valve			
9732981340	RG2 - Relay Valve	EICHER MOTORS		
9732981070	RG2 - Relay Valve	M&M		
9732980290	RG2 - Relay Valve	BAJAJ TEMPO		
9732981110	Relay Valve (RG2)	ASHOK LEYLAND		
9732981240	Relay Valve RG2	TATA		
100304930	RG2 Relay Valve			
9732981320	Relay valve, RG2			
9732980240	RG2 - Relay Valve	BAJAJ TEMPO		
9732981350	RG2 Relay Valve	BAJAJ TEMPO		
100307500	RG2 Relay Valve	M&M		
9732980260	RG2 - Relay Valve	M&M		
100306840	RG2 Relay Valve	#N/A		
100306270	RG2 Relay Valve	#N/A		
100308130	RG2 Relay Valve	#N/A		
9732981000	RG2 Relay Valve	ASHOK LEYLAND		
9732980180	RG2 Relay Valve			

RELAY VALVE

Part No	Description	OEM name	Alternate Part No	Fig
100304430	RG2 - Relay Valve		9732981010 Adaptor Type	
9732981530	Relay Valve, RG2	TATA	9732981530	
9762001040	Relay Valve Package 3/2 Solenoid Valve	Daimler - India	9762001040	
8840591950	RELAY VALVE - RG2 WITH BRKT	ASHOK LEYLAND	8840591950	
4730170360	Relay valve - Select High	ASHOK LEYLAND	4730170360	

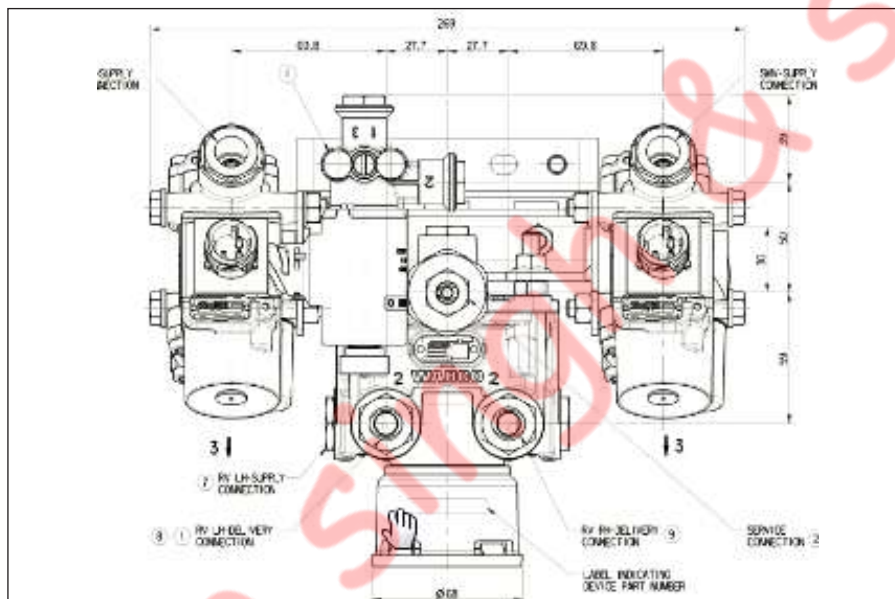
RELAY VALVE PACKAGE



976000750



976000940




976001180


PRESSURE LIMITING UNIT



9750090010

R12 & R14 RELAY VALVE

Part No.	Description	Repair Kit	Fig
100306080	R12 Relay Valve	MSP 3/79	
100308050	R12 Relay Valve		
9732981220	R12 Relay Valve		
9732981440	R12 Relay Valve		

Part No.	Description	Repair Kit	Fig
100306090	R14 Relay Valve (Vertical)	MSP 3/79	
100307220	R14 Relay Valve		
4730170100	R14 Relay Valve		
4730170090	R14 Relay Valve		
4730170120	R14 Relay Valve		

TRAILER CONTROL VALVE



Part No	Description	Recommended Part No	Repair Kit
100600040	Trailer Control Valve	No alternate	MSP 6/26
100601120	Trailer Control Valve	4731000010	
100601180	Trailer Control Valve		
100601370	Trailer Control Valve		
100601380	Trailer Control Valve		
100601530	Trailer Control Valve		
4731000010	Trailer Control Valve		

INVERSION RELAY VALVE



Part No	Description	Recommended Part No	Repair Kit
100305420	Inversion Relay Valve	No alternate	MSP 3/87
100306060	Inversion Relay Valve	9718990000	
100307100	Inversion Relay Valve		
100307180	Inversion Relay Valve		
9718990000	Inversion Relay Valve		
9730150020	Inversion Relay Valve		


RE6 RELAY EMERGENCY VALVE



Part No	Description	Repair Kit
100300290	HM / All Trailers - Old (8 Port)	MSP 3/12
100302930	All Trailers - Latest (7 Port)	MSP 3/70
100302970	R6 Relay Valve (6 Port)	MSP 3/66

Combo Kit	
390026077	M302970 -2, M800601-1, M800611-1, M800621-1, M800631 -1
350030065	M302930 -1, M304501 -1
350030058	M302930 -1, M304430 -1

QUICK RELEASE VALVE (QRV)



PART NO	APPLICATION
M304500 (MSP 3/89) & M302710 (MSP 3/63)	AL HCV / TATA
M304501 (MSP 3/89) & M302720 (MSP 3/63)	AL OLD VEHICLES
M304920 WITH 2 PORT VOSS (MSP 3/92)	TATA HCV
M305540 WITH 3 PORT VOSS (MSP 3/92)	AL / TATA

PART NO	DESCRIPTION
MIK 25	M 304500 With Adoptors
MIK 25/1	M 304501 With Adoptors

PRESSURE REDUCER VALVE (PRV)



PRV	
PART NO	REPAIR KIT
M306470 (both side voss)	MSP 3/116
4750010080 (one side voss & one side adaptor)	

PALM COUPLING



PART NO	DESCRIPTION	REPAIR KIT
M 800600 / 601	TRACTOR (YELLOW)	MSP 8/53
M 800610 / 611	TRACTOR (RED)	
M 800620 / 621	TRAILER (YELLOW)	
M 800630 / 631	TRAILER (RED)	
M 800640	ASSY (M 800600 + M 800620)	
M 800650	ASSY (M 800610 + M 800630)	

AUTOMATIC LOAD SENSING VALVE



PART NO	DESCRIPTION	VEHICLE MAKE	APPLICATION	REPAIR KITS
100304300	Automatic Load Sensing Valve	AL	MDV /HCV	300003085
100307640	Automatic Load Sensing Valve	AL	MDV /HCV	300003099
4758000040	Automatic Load Sensing valve	AL	MDV /HCV	300003099
4757101280	Automatic Load Sensing Valve	AL / VECV / VOLVO	MDV /HCV	4757100022
4758000060	Automatic Load Sensing Valve	AL -VFJ	4757120000 / 40 / 50	300003085
4757110960	Automatic Load Sensing Valve	BEML	MDV /HCV	4757110002
100306200	Automatic Load Sensing Valve	MAN	MDV /HCV	300003099
100306800	Automatic Load Sensing Valve	MAN	MDV /HCV	300003099
4757110390	Automatic Load Sensing Valve	MAN	MDV /HCV	4757110002
4758000290	Automatic Load Sensing Valve	MAN	MDV /HCV	300003099
4758000450	Automatic Load Sensing Valve	MAN	MDV /HCV	300003099
4758000460	Automatic Load Sensing Valve	MAN	MDV /HCV	300003099
4758000470	Automatic Load Sensing Valve	MAN	MDV /HCV	300003099
4758000480	Automatic Load Sensing Valve	MAN	MDV /HCV	300003099
100306190	Automatic Load Sensing Valve	MAN	MDV /HCV	300003099
4758000280	Automatic Load Sensing Valve	MTWL	909 / 912 - BS IV	300003099
100306220	Automatic Load Sensing Valve	SML	MDV /HCV	300003085
100303550	Automatic Load Sensing Valve	TML	MDV /HCV	300003085
100303551	Automatic Load Sensing Valve	TML	1109	300003085
100304540	Automatic Load Sensing Valve	TML	3516 / 3015 / 4018	300003085
100306000	Automatic Load Sensing Valve	TML	MDV /HCV	300003099
100306010	Automatic Load Sensing Valve	TML	909, 1109	300003099
100306020	Automatic Load Sensing Valve	TML	909, 1109	300003099
100306710	Automatic Load Sensing Valve	TML	4928 /4938	300003099
100307600	Automatic Load Sensing Valve	TML	4928	300003099
4757210000	Automatic Load Sensing Valve	TML	MDV /HCV	300003099
4758000050	Automatic Load Sensing Valve	TML	MDV /HCV	300003099
4758000070	Automatic Load Sensing Valve	TML	MDV /HCV	300003099
4758000080	Automatic Load Sensing Valve	TML	E COMET 1012	300003099
4758000090	Automatic Load Sensing Valve	TML	4758000050	300003099
4758000270	Automatic Load Sensing Valve	TML	VFJ	300003099
4758000380	Automatic Load Sensing Valve	TML	MDV /HCV	1003060002
4757100022	Automatic Load Sensing Valve	VECV	MDV /HCV	300003099
4757110750	Automatic Load Sensing Valve	VOLVO	4757101280	4757110012

LACV / LDV



PART NO	DESCRIPTION	VEHICLE MAKE	APPLICATION	REPAIR KITS
463100020	Lift Axle Control Valve	DICV	3123, BS VI	300003176
467400030	Load Detection Valve	DICV	3123	300003177
463100000	Lift Axle Control Valve	TML	3118	300003155
463100010	Lift Axle Control Valve	TML	3118	300003155
4631000620	Lift Axle Control Valve	TML	3118	4631000682
467400010	Load Detection Valve	TML	3118	300003159
467400020	Load Detection Valve	TML	3118	300003159
4674000180	Load Detection Valve	TML	3118	300003159
4631000630	Lift Axle Control Valve	TML	BS VI	4631000682

TATA / SML / EML BRAKE HOSE

PART NO	DESCRIPTION	APPLICATION	OEM PART NOS
3527130130	Hose Assembly	709 /LPT 1613,1510,909,2515,2518 / 1212/2523	261842900170
4526400900	Hose Assembly	LPT 2515,1618 Bsii Bsiii / 1623	257446800104
3527130160	Hose Assembly	SFC 909 / LPT 1109 /LPT 709 / LPT 1512 / 2515 / 4018	257342950177
3527130070	Hose Assembly	TATA 1618 / 1615 /1623 /1212 /1109 BSIII /Ultra 1412, 1518 BSIV / PRIMA	217143910190
3527130090	Hose Assembly	1109 / 712 / 709 BSIII / 1512 bSII	208546800101
3527130120	SML front brake hose	SML	LP493740A
3527130090	Brake Hose	EML	IA223074
3527130120	Brake Hose	EML	IA205866
3527130030	AC hose without adaptor	EML	IC309018
4526400210	AC hose with adaptor	EML	IA204213
3527130050	Hose Assy	One side bend M18 running nut	560mm/22inch
3527130060	Hose assy	One side bend M18 running nut	690mm/27inch
3527130100	Hose assy	Both side Straight M18 running nut	690mm/27inch
3527130110	Hose Assy	Both side Straight M18 running nut	760mm/30inch
3527130140	Hose assy	M18 Male Adaptor & M 18 running nut	760mm/30inch
3527130150	Hose Assy	M18 Male Adaptor & M 18 running nut	915mm/36inch

ASHOK LEYLAND - REGULAR HOSE




Application	Length	End Fitting A	End Fitting B	Part Number
Brake hose Rear	600 mm / 23.6 Inch	M18 Running nut	M18 Running nut	100900750
	610 mm / 24 Inch	M18 Running nut	M18 Running nut	100902330
	680 mm / 26.7 Inch	M18 Running nut	M18 Running nut	100903460
Hand brake hose	600 mm / 23.6 Inch	M22 Running nut	M22 Running nut	100902020
	680 mm / 26.7 Inch	M22 Running nut	M22 Running nut	100903710
Brake hose - Fail safe Rear	600 mm / 23.6 Inch	M18 Running nut	M18 Male adaptor	100900350
Stallion hand brake hose	600 mm / 23.6 Inch	M22 Running nut	M22 Male adaptor	100902010
Brake hose BS-II,III,IV,VI Front	600 mm / 23.6 Inch	M18 Running nut	M14 Male adaptor	100900220
	610 mm / 24 Inch	M18 Running nut	M16 Male adaptor	100903730
	680 mm / 26.7 Inch	M18 Running nut	M14 Male adaptor	100902580
Crimped brake hose Rear	634 mm / 24.9 Inch	M18 Running nut	M18 Running nut	4526400850
Crimped hand brake hose	639 mm / 25.1Inch	M22 Running Nut	M22 Running Nut	4526400900
Crimped brake hose Front	638 mm / 25.1 Inch	M18 Running nut	M14 Male adaptor	4526400860
	718 mm / 28.2 Inch	M18 Running nut	M14 Male adaptor	4526400870
Air compressor hose	300 mm / 11.8 Inch	M22 Male adaptor	M22 Male adaptor	100900340
	375 mm / 14.7 Inch	M22 Male adaptor	M22 Male adaptor	100903720

ASHOK LEYLAND - PUSH TYPE HOSES



Application	Length	End Fitting A	End Fitting B	Part Number
Brake hose BSIV & BSVI Rear	690 mm/ 27.1 Inch	Straight end with voss connector	Straight end with voss connector	4526400940
	790 mm/ 31.1 Inch	Straight End with Voss Connector	Straight End with Voss Connector	4526400710
Hand brake hose BSIV & BSVI	690 mm/ 27.1 Inch	Straight End with Voss Connector	Straight End with Voss Connector	4526400930
	790 mm/ 31.1 Inch	Straight end with voss connector	Straight end with voss connector	4526400690
Brake hose BSIV & BSVI Rear	656 mm/ 25.8 Inch	Straight end with voss connector	L bend with voss connector	4526400980
	756 mm/ 29.7 Inch	Straight end with voss connector	L bend with voss connector	4526400960
Hand brake hose BSIV & BSVI	656 mm/ 25.8 Inch	Straight end with voss connector	L bend with voss connector	4526400970
	756 mm/ 29.7 Inch	Straight end with voss connector	L bend with voss connector	4526400950

TATA - BRAKE HOSE



Application	Length	End Fitting A	End Fitting B	Part Number
Brake hose BS- II,III Rear	607 mm / 23.8 Inch	M18 Running nut	M18 Running nut	100902560
	800 mm / 31.4 Inch	M18 Running nut	M18 Running nut	100903030
Brake hose BS- II,III Front	550 mm / 21.6 Inch	M18 Running nut	M18 Running nut with bend	100902570
	910 mm / 35.8 Inch	M18 Running nut	M18 Running nut with bend	100903770
Brake hose BS- IV Front	550 mm / 21.6 Inch	M18 Running nut	M18 Male adaptor with extra bend	100902970
Brake hose BS- III Front	600 mm / 23.6 Inch	M18 Running nut	M18 Male adaptor	100902960
Brake hose BS- IV,VI Front	498 mm / 19.6 Inch	M18 Running nut	M18 Running nut with bend	3527130080
	560 mm / 22 Inch	M18 Running nut	M18 Running nut with bend	3527130050
	690 mm / 27 Inch	M18 Running nut	M18 Running nut with bend	3527130060
	760 mm / 29.9 Inch	M18 Running nut	M18 Running nut with bend	3527130070
Brake hose BS- IV,VI Rear	460 mm / 18 Inch	M18 Running nut	M18 Running nut	3527130090
	610 mm / 24 Inch	M18 Running nut	M18 Running nut	3527130120
	690 mm / 27 Inch	M18 Running nut	M18 Running nut	3527130100
	760 mm / 29.9 Inch	M18 Running nut	M18 Running nut	3527130110
Brake hose (1613/ 1618)	760 mm / 29.9 Inch	M18 Running nut with bend	M18 Running nut with bend	3527130160
Brake hose (709,909,1613,1618) Front	690 mm / 27 Inch	M18 Running nut	M18 Male adaptor with bracket	3527130130
	760 mm / 29.9 Inch	M18 Running nut	M18 Male adaptor with bracket	3527130140
	915 mm / 36 Inch	M18 Running nut	M18 Male adaptor with bracket	3527130150
Air compressor Teflon hose (1616) BS- II	584 mm / 22.9 Inch	M22 Male adaptor	M22 Male adaptor	3527130030
Air compressor Teflon hose (1616) BS- IV	480 mm / 18.8 Inch	M26 Male adaptor	M26 Male adaptor	3527130020

TRAILER COILED HOSE - PROVIA



Application	End Fitting A	End Fitting B	Part Number
Trailer hose - Emergency brake	M16 Male adaptor	M16 Male adaptor	PRO 7110560
Trailer hose - Service brake	M16 Male adaptor	M16 Male adaptor	PRO 7110570
Trailer hose - Emergency brake	M22 Male adaptor	M22 Male adaptor	PRO 7110580
Trailer hose - Service brake	M22 Male adaptor	M22 Male adaptor	PRO 7110590
Trailer hose - Emergency brake	M16 Male adaptor	M18 Running nut	PRO 7110600
Trailer hose - Service brake	M16 Male adaptor	M18 Running nut	PRO 7110610
Trailer hose - Emergency brake	M18 Running nut	M18 Running nut	PRO 7110620
Trailer hose - Service brake	M18 Running nut	M18 Running nut	PRO 7110630

BRAKE HOSES COMBO PART NO (6 NOS)



Set Part No	Contains	Qty	MOQ
4006092070	100900220	6	5
4006092250	100900340	6	5
4006092260	100900750	6	5
4006092270	100902020	6	5
4006092280	100902560	6	5
4006092290	100902570	6	5
4006092300	100902580	6	5
4006092310	100903460	6	5
4006092320	100903710	6	5
4006092330	100903720	6	5
4006092340	3527130050	6	5
4006092350	3527130060	6	5
4006092360	3527130070	6	5
4006092370	3527130100	6	5
4006092380	3527130130	6	5
4006092390	3527130140	6	5
4006092400	3527130160	6	5

NYLON PIPE WITH SLEEVE - 50 METER ROLE



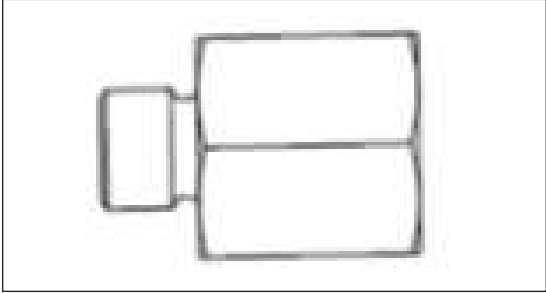
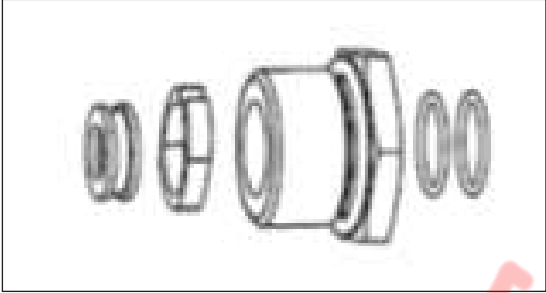
S.No	Part No	Application
1	MIK 30/ 60	Polyamide pipe 12 mm OD with sleeve (50 Mtrs length)
2	MIK 30/ 61	Polyamide pipe 6 mm OD with sleeve (50 Mtrs length)
3	MIK 30/ 148	Polyamide pipe 8 mm OD with sleeve (50 Mtrs length)
4	MIK 30/ 149	Polyamide pipe 15 mm OD with sleeve (50 Mtrs length)

METAL CONNECTORS



Metal Connectors			
Sl. No	Part Number	Description	Qty Packed
1	350009040	Connector for 6mm Nylon Pipe with inserts	5 nos
2	350009041	Connector for 12 mm Nylon Pipe with inserts	5 nos
3	350009042	Connector for 15mm Nylon Pipe with inserts	5 nos
4	350009043	Connector for 8 mm Nylon Pipe with inserts	5 nos
5	350009032	T Connector 6 mm	5 nos
6	350009033	T Connector 12 mm	5 nos

VOSS CONVERTOR

ADOPTER DETAILS					VOSS KIT DETAILS	
						
SL NO	PART NO	A	B	A/F	MAJOR KIT (1,2,3,4,5)	MINOR KIT (1,2,4,5)
1	M932810	M12x1.5	NG8	22	MSP 3/129	MSP 3/123
2	M932840	M16x1.5	NG12	30	MSP 3/130	MSP 3/124
3	M932850	M22x1.5	NG12	30	MSP 3/130	MSP 3/124
4	M935520	M16x1.5	NG8	27	MSP 3/129	MSP 3/123
5	M936020	M22x1.5	NG8	30	MSP 3/129	MSP 3/123

MANUAL SLACK ADJUSTER



Competitor Part No	WABCO Part No	Set of Four Part	Application
1801	100820220	390023038	TATA HCV
1802	100820230	390023039	TATA HCV
1803	100820240		TATA HCV
1827	100820270	390023040	TATA LCV
1828	100820280		TATA LCV
1829	100820260	390023041	TATA / EICEHR LCV
1810	100820250	390023037	AL
18257	4335360310	390023042	DAIMLER

AUTOMATIC SLACK ADJUSTER



Sl.No	Part No	Description	Application	Reference Part No
1	4332250850	ASA AL HCV straight 160mm 10 * 1.5 teeth	Ashok Leyland M/HCV Front /Rear	ASA 340 ASA 2230 ASA 2340
2	4332250940	ASA 38 mm offset - LH 160mm 10 * 1.5 teeth	Ashok Leyland U Truck /Captain/12 Meter bus front	ASA 1480
3	4332250950	ASA 38 mm offset - RH 160mm 10 * 1.5 teeth	Ashok Leyland U Truck /Captain/12 Meter bus front	ASA 1490
4	4332250870	ASA 70mm offset - LH 140mm 10 * 1.5 teeth	Ashok Leyland Ecomet 1012 / 1212 / 9016 Rear	ASA 1400
5	4332250880	ASA 70mm offset - RH 140mm 10 * 1.5 teeth	Ashok leyland Ecomet 1012 / 1212 / 9016 Rear	ASA 1410
6	4332250440 500050006	ASA 140 38X1.5X24 straight M10 Hexagan nut	TATA M & HCV EICHER JUMBO / VE 2100 AMW Straight Mahindra & Mahindra HCV	ASA 2120 ASA 2280 ASA 5070 ASA 6630 ASA 4720 ASA 4710
7	4332250630	ASA LH 38X1.5X 24teeth 16mm offset	TATA / VECV M & HCV	ASA 2130 ASA 2290
8	4332250640	ASA RH 38X1.5X 24teeth 16mm offset	TATA / VECV M & HCV	ASA 2140 ASA 2300
9	4332250670	ASA 140 43mm Offset 38X1.25X24 LH	TATA HCV REAR	ASA 310
10	4332250680	ASA 140 43mm Offset 38X1.25X24 RH	TATA HCV REAR	ASA 320
11	4332250560 4332250840 4332250000	ASA 140 32X1.25X24 straight	TATA LCV 709/909/1009 Ashok leyland Stag/Lynx/Boss Volvo Eicher Front SML LCV	ASA 2870 ASA 2250 ASA 2360
12	4332250570 4332250720	Automatic Slack adjuster (LH) 32X1.25X24	TATA LCV 709/909 Rear / Eicher	ASA 2880 ASA 2260
13	4332250580 4332250730	Automatic Slack adjuster (RH) 32X1.25X24	TATA LCV 709/909 Rear / Eicher	ASA 2890 ASA 2270
14	4332250400	ASA - LH 60mm offset 29deg inclination	AMW Tipper Rear R1 BSIII	ASA 2480
15	4332250410	ASA - RH 60mm offset 29deg inclination	AMW Tipper Rear R1 BSIII	ASA 2490
16	4332250420	ASA - LH 60mm offset 10 Splines	AMW Tipper Rear R1 BSII	ASA 1250
17	4332250430	ASA - RH 60mm offset 10 Splines	AMW Tipper Rear R1 BSII	ASA 1260
18	4332250980	ASA Straight 160mm 38X1.5X24	bharat benz M/HCV front Ashok leyland E Comet Front	ASA 4130 ASA 2950
20	4332251590	ASA 160mm 24X1.5X38 30 degree Inclination	TATA 1616 bus / M&M HCV 37ton	
21	4332250500	ASA 160mm Straight 24X1.25X32	Ecomet 1112/ 1212/ HSD / AL /MTBL	ASA 1360 / 4130 / 8350
22	4332250590/ 100820740	ASA 140mm Straight 10 Splines	AMW / Corona bus front	ASA 2240
23	4332252340	ASA 160mm 38mm offset - RH 24X1.25X32	AL Utruck / captain	3500
24	4332252350	ASA 160mm 38mm offset - LH 24X1.25X32	AL Utruck / Captain	3510

MODULATOR VALVE



Part No	Description	Alter Part No
100592800	Modulator Valve 24v - Voss	4721951320
100595170	Modulator Valve 24v - Voss	
100594070	Modulator Valve 24v - Voss	
4721951320	Modulator Valve 24v - Voss	
4721951240	Modulator Valve 24v - (Voss + Matric)	100597810
100595180	Modulator Valve 24v - (Voss + Matric)	
100592820	Modulator Valve 24v - (Voss + Matric)	
100597810	Modulator Valve 24v - (Voss + Matric)	
100592520	Modulator Valve 24v Matric	100595870
100592930	Modulator Valve 24v Matric	
4721050180	Modulator Valve 24v Matric	
100592940	Modulator Valve 24v Matric	
100595870	Modulator Valve 24v Matric	
4721950160	Modulator Valve 24v Matric	
100592790	Modulator Valve 12v - Voss	
4721950890	Modulator Valve 12v - Voss	
4721951200	Modulator Valve 12v - Voss	
100592810	Modulator Valve 12v - (Voss + Matric)	4721950880
4721950880	Modulator Valve 12v - (Voss + Matric)	
100592730	Modulator Valve 12v Matric	100592730
4721950660	Modulator Valve 12v Matric	

ABS ECU / MODULATOR VALVE



PART NO	DESCRIPTION
4460046460	ABS ECU
9460040300	ECU ABS E4 BASIC 24V
9460046460	ECU ABS E4 Basic 24V
4460046530	ECU ABS BASIC 12V
100592630	Electronic Control unit - 24 V
9460046010	ECU ABS E4 Basic 24V
3460000030	VTS ECU
100592460	ENCLOSURE FOR ECU ..
9460046210	ECU ABS E Basic 12V KWP
100592580	ECU -24V,(WABCO PT NO:4460046220)
9460046020	ECU ABS Basic E4 12V
4460046340	ABS ECU
100594220	ECU -12V,(Wabco Pt No:4460046210)
100594040	ECU-24V(Wabco Pt No:4460046290)
100592620	ECU -12V,(WABCO PT NO:4460046210)
100594230	ECU -24V (Wabco No.4460046220)

ABS ECU / MODULATOR VALVE

PART NO	DESCRIPTION	OEM NAME
4410322060	Inductive sensor with HT tape L Type	ASHOK LEYLAND
4410322080	INDUCTIVE SENSOR WITH SOCKET & HT TAPE L Type	ASHOK LEYLAND
4410322070	INDUCTIVE SENSOR WITH HT TAPE STRAIGHT 2000mm	ASHOK LEYLAND
4410328210	WHEEL SPEED SENSOR L 1260mm	Daimler - India
100592530	Sensor (Wabco Pt No:4410321240) 2710mm L Type	ASHOK LEYLAND
4410322120	Straight sensor 2000mm	M&M
100594250	Wabco Pt No.4410329000-Sensor(St. type) 2000mm	ASHOK LEYLAND
4410328080	WHEEL SPEED SENSOR L type 400mm	ASHOK LEYLAND
4410329000	Sensor - St type 2000mm	ASHOK LEYLAND
4410322090	Sensor - St type 2000mm	ASHOK LEYLAND
8941103154	CONNECTOR HOUSING 3POLE(DT04-3P-P006)	TATA
8941102944	CONNECTOR HOUSING-16 POLE(1418984-1)	OTHERS
4410329710	Sensor - St type 2710mm	Daimler - India
4410328140	Wheel Speed Sensor- L Type	ASHOK LEYLAND

VACUUM EXHAUST BRAKE VALVE ASSY



PART NO	DESCRIPTION	VEHICLE MAKE	APPLICATION
4214292410	Vacuum Exhaust Brake Assembly	AL	LCV
4214290920	Vacuum Exhaust Brake Assembly	DICV	TF TITAN
4214291870	Vacuum Exhaust Brake Assembly	FML	LCV
4214290210	Vacuum Exhaust Brake Assembly	MTWL	LCV
4214290390	Vacuum Cylinder	MTWL	LCV
100450381	Vacuum Exhaust Brake Assembly	SML	LCV
100450390	Vacuum Cylinder	TML	LCV
100450400	Vacuum Cylinder	TML / VECV	LCV
100450122	Vacuum Exhaust Brake Assembly	VECV	LCV
100450341	Vacuum Exhaust Brake Assembly	VECV	Pro 1059
4214291850	Vacuum Cylinder	VECV	LCV
4214292140	Vacuum Cylinder	VECV	LCV
4214292150	Vacuum Exhaust Brake Assembly	VECV	BS VI 2049
4214293310	Vacuum Exhaust Brake Assembly	VECV	BS VI 2095
4214290360	Vacuum Exhaust Brake Assembly	Others	LCV

LEVER CONTROL VALVE



PART NO	DESCRIPTION	VEHICLE APPLICATION	INLET	OUTLET
100800070	Lever Type Control Valve	BEML - BH 35	M10 X 1.5	M10 X 1.5
100800120	Shut Off Cock	AL / BEML - BH 40	M22 X 1.5	M22 X 1.5
100800130	Dummy Coupling/Shaktiman	AL /TML - VFJ	NA	NA
100800140	Shut Off Cock	AL - VFJ	M22 X 1.5	M22 X 1.5
100800180	Shut Off Cock	TML - LPTA 713	M22 X 1.5	M22 X 1.5
100800200	Lever Type Control Valve	HM - 2021 FEL	M12 X 1.5	M12 X 1.5
100800400	Lever Type Control Valve	CPIL - HM 2021	M10 X 1.5	M10 X 1.5
100800460	Lever Type Control Valve(Al)	AL - ALRD 20	M10 X 1.5	M10 X 1.5
100800500	Lever Type Control Valve	AL - VFJ	M10 X 1.5	M10 X 1.5
100800540	Lever Type Control Valve	AL - All Model	M12 X 1.5	M12 X 1.5
100800550	Lever Type Control Valve	AL - All Model	M10 X 1.5	M10 X 1.5
100800560	Lever Control Valve	TML - 1210	M12 X 1.5	M12 X 1.5
100800660	Lever Type Control Valve	AL - All Model	M10 X 1.5	M10 X 1.5
100800700	Lever Control Vale	VECV - All Model	M10 X 1.5	M12 X 1.5
100800710	Lever Type Control Valve	TML / VECV - All Model	M12 X 1.5	M12 X 1.5

AIR SUSPENSION



PART NO	DESCRIPTION	APPLICATION
4640060020	Levelling Valve	AL & TML
9515041450	Shock Absorber	AL & TML
9515040912	Rubber Bush - Conical	AL & TML
9515041314	Pivot Pin Split Bush	AL & TML
9515041412	ARB Rubber Pad Front	AL & TML
9515042324	Air Spring	AL & TML
9515040684	Tapper Pivot	AL & TML

RETROFIT KITS

PART NO	DESCRIPTION	APPLICATION
9515040000	Air Suspension Retro Kit	AL 222 Viking
X370009069		
3900030142	Leveling Valve Retro Kit	AL & TML

ECAS



PART NO	DESCRIPTION	APPLICATION
4461702270	ECAS ECU with CAN	TML - Hybrid Bus
4460555060	ECAS ECU	AL
4728800010	ECAS Solenoid Rear	TML - Hybrid Bus
4728800640	ECAS Solenoid Front	TML - Hybrid Bus
4728900410	ECAS Solenoid	AL
4410501000	Height sensor	TML - Hybrid Bus
4410507182N	Height sensor	AL
4410501200	Height sensor	AL
4410140250	ECAS Pressure Switch	AL / TML -Hybrid Bus
4729000092	Solenoid Valve Repair Kit	AL / TML -Hybrid Bus
4729009022	Solenoid Valve Repair Kit	MDV / HCV

DIESEL EXHAUST FLUID



PART NO	DESCRIPTION	APPLICATION
8305000014 / 74	Diesel Exhaust Fluid - 20L	All BS VI & BS IV
8305000024 / 84	Diesel Exhaust Fluid - 210L	All BS VI & BS IV
8305000054 / 94	Diesel Exhaust Fluid - 1000L	All BS VI & BS IV
8305000034	Diesel Exhaust Fluid - 10L	All BS VI & BS IV

REVERSE PARKING ASSIST SYSTEM

PRODUCT FEATURES

- Consists of Control Box, 4 Parking Sensors, Buzzer & Cable Accessories
- Cable length 15 Mtr to 20 Mtr
- Entire system will work automatically when reverse gear is engaged
- Sensor kit will alter through “beep” when your vehicle is getting close to any barriers
- Customizable to meet AIS 145 regulation



PART NO	DESCRIPTION	APPLICATION
4462100120	Electronic Control Unit RPAS	All Model

AIR DISC BRAKE



PART NO	DESCRIPTION	VEHICLE MAKE	APPLICATION
6402251120	PAN 22 Caliper LH	General	AL 12Mtr Bus (Retro fitted)
6402251130	PAN 22 Caliper RH	General	AL 12Mtr Bus (Retro fitted)
40175068	PAN 17 ADB Caliper Assy LH	TML / AL / VECV /SML	Y1 ULTRA
40175069	PAN 17 ADB Caliper Assy RH	TML / AL / VECV /SML	Y1 ULTRA
4235140260	Brake Chamber Type 14 -Disc LH	TML	Y1 ULTRA
4235140270	Brake Chamber Type 14 -Disc RH	TML	Y1 ULTRA
4235060870	Brake Chamber Type 24 -Disc	AL	AL 12Mtr Bus (Retro fitted)


MAJOR SERVICEABLE PARTS

PART NO	DESCRIPTION	VEHICLE MAKE	APPLICATION
6409187484	Adapter LH PAN17	AL	OYSTER (EXPORT) / JANBUS Midi
6409187494	Adapter RH PAN17	AL	OYSTER (EXPORT) / JANBUS Midi
6622256214	Rotor Machined	AL	AL 12Mtr Bus (Retro fitted)
6402250062	PAN22 ADB Brake Pad	AL	AL 12 MTR
6409187474	PAN 22 Adaptor plate	AL	AL 12Mtr Bus (Retro fitted)
370009015	PAN 22 ADB Retro Kit -LH	AL	AL 12 MTR
370009016	PAN22 ADB Retro Kit -RH	AL	AL 12 MTR
12182183	PAN17 Brake Pad	All Model	PAN 17 Y1 ULTRA
3409020032	Brake pad kit	Meritor	PROVIA
6401757424	Adapter Plate-Machined	TML	PAN 17 Y1 ULTRA
6401757434	Adapter Plate-Machined	TML	PAN 17 Y1 ULTRA
6401759202	Clamping unit seals	TML	PAN 17 & PAN 22
6401759252	Wear Indicator Brake pads	TML	PAN 17 Y1 ULTRA
6621756194	Rotor - Machined	TML	PAN 17 Y1 ULTRA
3409010702	Brake pad kit	VOLVO	PROVIA
3409020002	Brake pad kit	VOLVO	PROVIA
3409022212	Provia Brake pad	VOLVO	PROVIA
3409020012	Brake pad kit	VOLVO	PROVIA

RETROFIT KITS

PART NO	DESCRIPTION	VEHICLE MAKE	APPLICATION
370009015	PAN 22 ADB Retro Kit -LH	AL	AL 12 MTR
370009016	PAN22 ADB Retro Kit -RH	AL	AL 12 MTR

MAGNETIC VALVES




Part no	Description	Remarks
5722600010	Magnetic Valve 24V	Inlet M16 Thread Voss / Other side M12
5722600020	Air Magnetic Valve with Bracket 12V	Both Side Voss
5722600050	Magnetic Valve with Bracket 24V	Both Side Voss
5722600240	MTBL Solenoid Valve 24V	Both side M14 X 1.5mm Male Thread
5722600320	Solenoid valve 12V	Both side M14 X 1.5mm Male Thread
5724600000	Magnetic Valve 12V	Both The side M12X1.5mm Male Thread
100305970	Magnetic Valve 12V	Inlet M16 Thread Voss / Other side M12 White Connector
100305971	Magnetic Valve 24V	Inlet M16 Thread Voss / Other side M12 White Connector
100303260	Magnetic Valve 12V	Both The side M12X1.5mm Female Thread
100303141	Magnetic Valve 24V	One side Inlet M12 female and M12 Male Thread
100303140	Magnetic Valve 12V	One side Inlet M12 female and M12 Male Thread
100303481	Magnetic Valve 12V	Both The side M12X1.5mm Female Thread
100304530	Magnetic Valve 12V	TATA 407 / SML

3/2 - SOLENOID VALVE



Part no	Description	OEM name
4721740080	Solenoid Valve -3/2	Daimler - India
4721732260	3/2 Solenoid Valve	EICHER MOTORS
4721710000	3/2 Magnetic Valve	OTHERS
4720706280	3/2 Solenoid Valve	BEML
4721726000	Solenoid 3/2	OTHERS
4721752260	3/2 Solenoid Valve	TATA
4721742260	3/2 Solenoid Valve	TATA
4721740030	Solenoid Valve - 3/2	ASHOK LEYLAND
4721746160	Solenoid Valve NC 24V	TATA

VACUUM PUMP



PART NO	DESCPRITION	OEM NAME
9140300480	Vacuum Pump	TATA ACE
9140300850	Vacuum Pump	M&M - Power Plus (Bolero) & Neo (TUV 300)
9140300890	Vacuum Pump	MG Hector, Jeep Compass, TATA Harrier, Safari
9140300840	Vacuum Pump	M Thar Petrol

AIR CYLINDER



PART NO	DESCPRITION	OEM NAME
4214290290	Air Cylinder	TATA
100252151	Air Cylinder With Magnetic Valve	TATA
100252150	Air Cylinder with 12 V Mag Valve	TATA
4214290660	Air Cylinder	TATA
100250054	Air Cylinder With Magnetic Valve	TATA
4214290220	Air Cylinder	TATA
100250052	Air Cylinder With Magnetic Valve	TATA
100250051	Air Cylinder With Magnetic Valve	TATA

DOOR CYLINDER COMPONENTS

MTS valve



63 Dia Door Cylinder



Emergency Push Button



50 Dia Door Cylinder



5/2 Mechanical valve



Self Plate



DOOR CONTROL SYSTEM - VARIANTS WITH PART NUMBERS

TYPE 1 - HAND OPERATED SYSTEM					
Part No	Door Type	Mounting	Obstacle Sensing	Cylinder Bore Dia (mm)	Stroke Length (mm)
4729112970	JK Type Single Door	Bottom Mount	No	50	180
4228140990	Inswing Type	Bottom Mount	No	63	160
4228141000	Outswing Type	Top Mount	No	63	200
TYPE 2 - MTS2 SOLENOID VALVE WITHOUT OBSTACLE SENSING OPTION					
Part No	Door Type	Mounting	Obstacle Sensing	Cylinder Bore Dia (mm)	Stroke Length (mm)
4729112950	JK Type	Bottom Mount	No	50	180
4729112990	Inswing Type	Bottom Mount	No	63	160
4729113010	Outswing Type	Top Mount	No	63	200
TYPE 3 - MTS2 VALVE WITH OBSTACLE SENSING OPTION AS PER BUS BODY CODE AIS 052					
Part No	Door Type	Mounting	Obstacle Sensing	Cylinder Bore Dia (mm)	Stroke Length (mm)
4729112920	JK Type Single Door	Top Mount	Yes	50	140
4729112960	JK Type Single Door	Bottom Mount	Yes	50	180
4729112980	JK Type Double Door	Bottom Mount	Yes	50	180
4729112930	Inswing Type	Bottom Mount	Yes	63	160
4729112940	Outswing Type	Top Mount	Yes	63	200

FIELD TEAM CONTACT DETAILS WITH MAIL & MOBILE

NAME	CATEGORY	LOCATION	MOBILE NUMBER	CUSTOMER CARE
CUSTOMER CARE		CHENNAI	18001024770	cvs-customer-care-support@zf.com
SOUTH ZONE				
NETHAJI S	REGIONAL MANAGER	CHENNAI	9663330336	nethaji.s@zf.com
SUNIL KUMAR B	FSR	BANGALORE	9880564659	sunil.kumar2@zf.com
MAHESHA KUMARA B V	FSR	HUBLI	7353635882	maheshakumara.veerash@zf.com
SUMAN N	FSR	VIJAYAWADA	9849086592	suman.nerusu@zf.com
RAJAPANDIAN K	FSR	CHENNAI	9894962005	rajapandian.kathavarayan@zf.com
KUMARAN S	FSR	SALEM	9566389379	kumaran.shanmugam2@zf.com
VIJAYA KUMAR S	FSR	HYDERABAD	7420085505	vijayakumar.masilamani@zf.com
PRAJIL RAJ	FSR	COCHIN	9895048148	prajilraj.p@zf.com
DHIVAKAR A	SERVICE	CHENNAI	9952120079	Dhivakar.a@zf.com
EAST ZONE				
SATYA PRAKASH GAUTAM	REGIONAL MANAGER	KOLKATA	8582990896	satyaprakash.gautam@zf.com
SHYAM KUMAR PANDEY	FSR	CUTTACK	9670065544	shyamkumar.pandey@zf.com
AMIT KUMAR	FSR	GUWAHATI	6289031139	amit.kumar11@zf.com
NRIPENDRA KUMAR MISHRA	FSR	JAMSHEDPUR	9450320023	nripendrakumar.mishra@zf.com
RITESH KUMAR	SERVICE	KOLKATTA	7059928588	Ritesh.kumar4@zf.com
NORTH ZONE				
SAMBASIVA RAO S P	REGIONAL MANAGER	DELHI	9100019953	padmanabhasambasivarao.s@zf.com
SAMPATH KUMAR	FSR	JAIPUR	9928756000	sampath.kumar@zf.com
MAYUR GULATI	FSR	DELHI	9930304329	mayur.gulati@zf.com
VIBHOR SRIVASTAVA	FSR	KANPUR	9810781887	vibhor.srivastava@zf.com
THANGARAJ S	SERVICE	NEW DELHI	8807106294	thangaraj.shanmugam@zf.com
WEST ZONE				
SUJIT K TAMBAT	REGIONAL MANAGER	MUMBAI	9821530441	tambatsujit.kashinath@zf.com
AMAR SINGH	FSR	MUMBAI	9914720081	amar.yadav@zf.com
ANANYA CHOWDHURY	FSR	PUNE	9630094134	ananya.chowdry@zf.com
VISHAL J MAKWANA	FSR	AHMEDABAD	9033080987	vishal.j.makwana@zf.com
SAIF QUERESHI	FSR	NAGPUR	8446475083	mohammadsaif.queshi@zf.com
PRABU M	SERVICE	MUMBAI	9833657347	prabu.m2@zf.com